

62  
SB115  
29055  
R




# COLES

## FALL TRADE LIST

### 1957

LIBRARY  
RECEIVED  
★ SEP 23 1957 ★  
U. S. Department of Agriculture

*Plant*



*America*

PROCURE THIS SECTION  
CURRENT SERIAL RECORDS

3-95

U.S.D.A.  
NATIONAL LIBRARY  
RECORDS

### NURSERYMEN FOR 75 YEARS

THE  **COLE** NURSERY CO.  
PAINESVILLE, OHIO

Phone ELmwood 2-3121

# Ordering Information

**PRICES** are F.O.B. nursery at Painesville, Ohio, and include careful loading, with damp packing material, on trucks or trailers. Any necessary boxing or wrapping is charged at near cost. This list is based on current conditions and is subject to market and economic changes.

**PAYMENT TERMS.** Open account is available to firms having an established credit record for prompt payment. New accounts should furnish 3 or 4 trade references and allow time for checking. Credit terms are net 30 days, but 2% discount is awarded for payment in 10 days from invoice date.

**Cash** with order merits 2% discount. Be sure to include enough to cover packing (average 10%) so as to eliminate C.O.D. costs. Overpayments returned promptly.

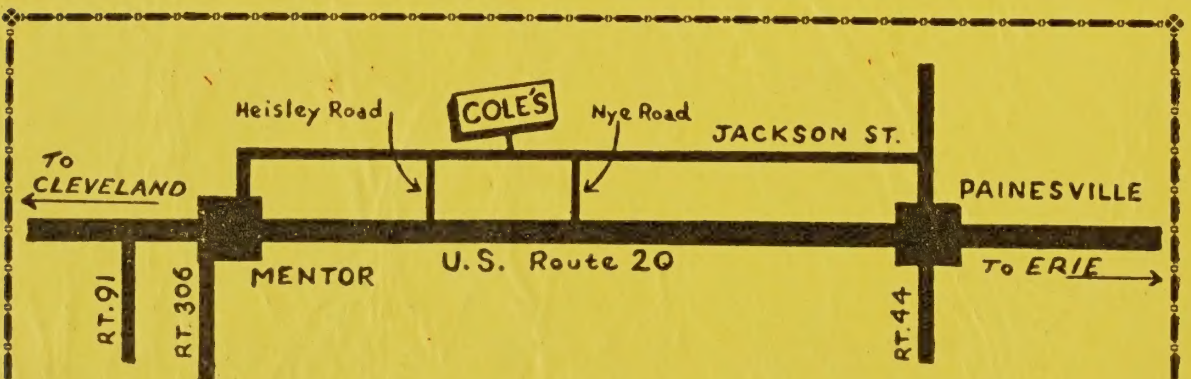
**C.O.D.** orders must be accompanied by at least 1/3 of the total amount of the order, and take no discounts.

**SHIPMENTS** travel at expense and risk of purchaser. Where damage or delay occurs in shipment, you should make claim to transportation company at once. Please specify routing of your shipments and method you prefer. Where no instructions are given, we will ship according to the situation, as we think best serves your interest.

**GUARANTEE.** All stock is guaranteed true-to-name and in good healthy condition, but we assume no responsibility after it leaves the nursery. We give no warranty, expressed or implied, as to productiveness or growth and will not in any way be responsible for the results secured in transplanting. It is mutually agreed that our liability for any errors or other causes is confined to free replacement or refund of purchase price.

**CLAIMS** for errors, rejections, shortages, or any other reason will be entertained only if made within 5 days after arrival of goods.

**TRUCKING.** During planting season, our trucks make frequent deliveries to Cleveland, Columbus, Cincinnati, Chicago, Detroit, Buffalo, Pittsburgh, Philadelphia and Rochester areas. Trucking can easily be arranged to other cities within 600 miles of Painesville. Rates reasonable.



*An Invitation* You're always welcome at Cole's. We are located East of Cleveland, halfway between Mentor and Painesville, on Jackson Street. U. S. Route 20 passes one block south of our office.

Our new 800-acre nursery, on Route 23 south of Circleville, Ohio, is exceeding all expectations. Bob Cole will be glad to show you around.

**COME SEE AMERICA'S FINEST QUALITY TREES**

# COLE'S ROYAL FAMILY OF TREES

## A SELECT LISTING OF CHOICE NEW TYPES AND THE MOST POPULAR STANDARDS

Cole's has long been known for producing the finest in trees for all markets. Continuous research for improved varieties and production methods has resulted in our present leadership in this field. Planted in seven-foot rows, our trees have ample room for proper development of root, body, and top. Because all digging and root-pruning is done mechanically, you benefit by a **vastly superior root system** and consequent transplanting success.

### NOTES

The size immediately following the name is the estimated practical height at maturity, under local cultural conditions.

Where an item is usually moved with a ball of earth, we indicate the recommended B&B size after the listing, thusly: (4 to 5 ft. 15" Ball), and the price includes balling charges. Should earth balls be desired on other items, prices and weights are listed opposite page 48.

Although caliper listings of trees are also indicative of top development, we imply no relationship of this measurement to height. This is entirely subject to differences in variety and cultural practices.

	1-4 Each	5-24 Each	25 Up Each
<b>ACER dasycarpum (saccharinum) — 70'</b>			<b>Silver Maple</b>
Fast growing, graceful. Leaves silvery beneath. Stands rather wet conditions, also heat and drought.			
8 to 10 ft.....	\$ 3.25	\$2.75	\$2.50
1¼ to 1½ in.....	3.80	3.30	3.00
1½ to 1¾ in.....	5.00	4.40	4.00
1¾ to 2 in.....	6.75	6.00	5.50
2 to 2½ in.....	9.25	8.25	7.50
2½ to 3 in.....	11.60	10.50	.....
3 to 4 in.....	17.50	15.50	.....
18 to 24 in. S. (LOS).....	200 up, \$0.06 each		.15
<b>d. "Beebe Cutleaf Weeping" — 50'</b>			<b>New Superior Variety</b>
Horizontal branching habit, better than Wier or Skinner.			
8 to 10 ft.....	3.80	3.30	.....
1¼ to 1½ in.....	4.70	4.15	.....
1½ to 2 in.....	6.75	6.00	.....
<b>d. pyramidale — 60'</b>			<b>Pyramidal Silver Maple</b>
Symmetrical tree of broad pyramidal habit, full-headed even when young. New, distinctive budded variety.			
8 to 10 ft.....	3.80	3.30	3.00
1¼ to 1½ in.....	4.35	3.85	3.50
1½ to 1¾ in.....	5.60	4.95	4.50
1¾ to 2 in.....	7.50	6.75	.....
2 to 2½ in.....	10.00	8.75	.....
2½ to 3 in.....	13.25	12.00	.....
<b>d. "Pipal" — 70'</b>			<b>Pipal Silver Maple</b>
Seedless form, leafing out earlier in spring and holding later in fall.			
8 to 10 ft.....	3.80	3.30	.....
1¼ to 1½ in.....	4.70	4.15	.....

**EACH RATES** in this catalog are for the accomodation of customers who place substantial orders, yet need small amounts of certain items to fill out their plantings. We do not have the facilities to handle orders calling entirely for small quantities of stock.



**ACER platanoides columnare — Our finest tree for narrow streets accent and shallow line-planting**

	1-4 Each	5-24 Each	25 Up Each
<b>ACER — Continued</b>			
<b>ginnala — 15-18'</b>			<b>Amur Maple</b>
Small, multi-stemmed tree with upright-round, dense head; extremely hardy. Leaves turn brilliant scarlet in fall. One of our best small trees.			
3 to 4 ft. heavy.....	2.25	1.75	1.50
4 to 5 ft. heavy.....	3.00	2.50	2.25
6 to 7 ft. heavy.....	6.20	5.50	5.00
7 to 8 ft. heavy.....	8.00	7.15	6.50
8 to 9 ft. heavy.....	10.00	8.80	.....
<b>platanoides — 50'</b>			<b>Norway Maple</b>
Rounded, dense head. Favorite street and park tree, for its dark foliage and ability to stand city conditions.			
Our trees are transplanted, spaced, beautifully headed.			
1¼ to 1½ in.....	6.20	5.50	5.00
1½ to 1¾ in.....	7.70	6.90	6.25
1¾ to 2 in.....	10.00	8.80	8.00
2 to 2½ in.....	13.50	12.20	11.00
2½ to 3 in.....	19.75	17.75	16.00
3 to 3½ in.....	26.00	23.00	.....
<b>p. columnare (ascendens) — 40'</b>			<b>Columnar Norway Maple</b>
Compact narrow form for street planting, accent and formal effect. Particularly useful for shallow lawnstrips, etc. The most practical of all columnar trees in our region.			
1 to 1¼ in.....	6.75	6.00	5.50
1¼ to 1½ in.....	8.00	7.15	6.50
1½ to 1¾ in.....	9.70	8.50	7.75
1¾ to 2 in.....	11.65	10.50	9.50
2 to 2½ in.....	15.50	13.75	12.50
2½ to 3 in.....	21.25	18.75	17.00
3 to 3½ in.....	29.25	26.00	.....
<b>p. Crimson King, Plant Pat. No. 735 — 35'</b>			<b>Crimson King Norway Maple</b>
Rich maroon leaf color is retained all summer. Very striking when planted in conjunction with "Sunburst" Locust.			
1 to 1¼ in.....	8.60	7.70	.....
1¼ to 1½ in.....	11.50	10.25	9.30
1½ to 1¾ in.....	13.50	12.20	11.00
1¾ to 2 in.....	17.50	15.50	.....
2 to 2½ in.....	22.50	.....	.....

	1-4 Each	5-24 Each	25 Up Each
<b>ACER — Continued</b>			
<b>p. Faassen's Redleaf — 35'</b>	<b>Faassen Redleaf Norway Maple</b>		
New variety with colorful, dark maroon foliage all summer.			
1¼ to 1½ in.....	10.50	9.45	8.50
<b>p. globosum — 15-18'</b>	<b>Globehead Norway Maple</b>		
Dense, formal type useful for street planting and accent, particularly in restricted areas and under city conditions.			
2 yr. head, 6 ft. stem.....	9.25	8.25	.....
<b>p. schwedleri — 45'</b>	<b>Schwedler Norway Maple</b>		
Leaves reddish-purple in spring. Compact and relatively slow growing.			
1¼ to 1½ in.....	8.00	7.15	6.50
1½ to 1¾ in.....	10.00	8.80	8.00
<b>rubrum — 70'</b>	<b>Red or Scarlet Maple</b>		
Symmetrical tree at home in normal or wet situations. Scarlet flowers in early spring; leaves brilliant red in autumn.			
1¼ to 1½ in.....	7.35	6.60	.....
1½ to 1¾ in.....	8.60	7.70	7.00
1¾ to 2 in.....	10.60	9.45	8.50
2 to 2½ in.....	14.75	13.25	12.00
2½ to 3 in.....	22.00	19.50	.....
3 to 3½ in.....	27.00	24.00	.....
<b>saccharum — 65-75'</b>	<b>Sugar or Rock Maple</b>		
Long-lived, stately tree of upright-spreading habit. Brilliant fall colors.			
1¼ to 1½ in.....	7.35	6.60	6.00
1½ to 1¾ in.....	9.25	8.25	7.50
1¾ to 2 in.....	11.15	9.90	9.00
2 to 2½ in.....	15.50	13.75	12.50
2½ to 3 in.....	22.00	19.50	.....
3 to 3½ in.....	27.00	.....	.....
<b>tataricum — 20-25'</b>	<b>Tatarian Maple</b>		
Superbly-shaped, hardy, small tree for street or lawn use. Dense green foliage turns bright red and yellow in fall.			
<b>These are typically low-branched, heavy.</b>			
3 to 4 ft.....	2.25	1.75	1.50
4 to 5 ft.....	3.00	2.50	2.25
5 to 6 ft.....	3.80	3.30	3.00
6 to 8 ft.....	6.20	5.50	5.00
8 to 10 ft.....	9.25	8.25	7.50
<b>AESCULUS hippocastanum — 50'</b>	<b>Horsechestnut</b>		
Stately, dense tree with large compound leaves; long, upright spikes of handsome white flowers in May.			
4 to 5 ft.....	4.35	3.85	3.50
<b>pavia — 15'</b>	<b>Red Buckeye</b>		
Rare small, rounded tree. Bright red flowers.			
2 to 3 ft.....	3.80	3.30	3.00
3 to 4 ft.....	5.00	4.40	.....
<b>AILANTHUS altissima (glandulosa) — 40'</b>	<b>Tree of Heaven</b>		
Large, palm-like leaves; rapid growth. Withstands poorest soil and smoke.			
2 to 2½ in.....	7.35	6.60	6.00
2½ to 3 in.....	10.00	8.80	.....
3 to 4 in.....	15.50	13.75	.....
<b>AMELANCHIER canadensis — 25'</b>	<b>Downy Shadblow</b>		
Upright, usually narrow, with grayish young foliage turning yellow to red in autumn. Early white flowers; red fruit later. Often a shrub, it is easily grown into a distinctive small tree. Trees offered are branched, have a good strong leader.			
5 to 6 ft.....	3.25	2.75	2.50
6 to 8 ft.....	4.35	3.85	3.50

Nearly every item in this catalog is certified for shipment outside the Japanese Beetle Zone. You can't get the Beetle from Cole's.

	1-4 Each	5-24 Each	25 Up Each
<b>ARALIA elata — 15'</b>	<b>Japanese Angelica-Tree</b>		
Exotic, unusual tree with thorny stems and compound leaves up to 2½' long. Large, feathery spikes of white flowers are conspicuous in August. Makes a striking tropical-appearing accent for modern architecture.			
3 to 4 ft.	2.00	1.50	1.25
4 to 5 ft.	2.50	2.00	1.75
5 to 6 ft.	5.00	4.40	.....
6 to 8 ft.	6.50	5.75	.....
<b>BETULA alba (pendula). Clump form</b>	<b>European White Birch</b>		
Multiple-stemmed plants of this attractive species.			
5 to 6 ft., 3-stem (spring only)	3.80	3.30	3.00
<b>mandshurica — 35'</b>	<b>Manchu White Birch</b>		
White-barked type with thick, blue-green leaves, yellow in autumn. Twigs are polished red-brown.			
4 to 5 ft. clumps	3.80	3.30	.....
5 to 6 ft. clumps	5.00	4.40	.....
6 to 7 ft. clumps	6.20	5.50	.....
<b>papyrifera — 40'</b>	<b>Paper Birch</b>		
The well-known "Canoe Birch" with its white bark that peels off in paper-thin sheets. One of our best native ornamental trees.			
6 to 8 ft.	3.25	2.75	2.50
8 to 10 ft.	4.35	3.85	3.50
1¼ to 1½ in.	5.60	4.95	4.50
<b>populifolia — 30' (White bark)</b>	<b>Gray Birch</b>		
White bark and graceful head; large handsome leaves, turning yellow in fall. Stands poor, wet, or sandy soil.			
5 to 6 ft.	2.25	1.75	1.50
6 to 8 ft.	3.25	2.75	2.50
8 to 10 ft.	4.35	3.85	3.50
2½ to 3 in. (30" Ball)	34.50	30.00	.....
3 to 3½ in. (33" Ball)	42.50	37.50	.....
<b>clumps — alba, papyrifera and populifolia</b>			
Specimen sizes in limited quantities, priced as follows. These grades are not available in all species, therefore you should specify a second choice.			
8 to 10 ft., 2 stem (24" Ball)	18.50	16.50	.....
10 to 12 ft., 2 stem (26" Ball)	24.00	21.50	.....
12 to 14 ft., 2 stem (30" Ball)	33.00	.....	.....
6 to 8 ft., 3 stem (22" Ball)	18.00	16.00	.....
8 to 10 ft., 3 stem (26" Ball)	24.00	.....	.....
10 to 12 ft., 3 stem (30" Ball)	33.00	.....	.....
<b>CARPINUS betulus fastigiata — 35'</b>	<b>Pyramid European Hornbeam</b>		
Dense, dark green foliage on a narrow tree that stands shearing well. One of the finest, trouble-free, small specimen trees.			
4 to 5 ft. (15" Ball)	10.00	8.80	8.00
5 to 6 ft. (16" Ball)	12.25	11.00	10.00
6 to 7 ft. (17" Ball)	16.20	14.50	.....
<b>CELTIS occidentalis — 50'</b>	<b>Hackberry</b>		
Hardy, relatively slow growing tree, resembling elm. Stands dry, windy locations well.			
6 to 8 ft.	3.80	3.30	3.00
1 to 1¼ in.	5.60	4.95	4.50
<b>CERCIDIPHYLLUM japonicum — 50'</b>	<b>Katsura-tree</b>		
Lovely, pest-free symmetrical tree; hardy and tough; highly colored spring and fall. We do not recommend balling in small sizes. If heavier plants are wanted B&B, refer to schedule opposite page 48. Trees offered are medium to low-branched.			
5 to 6 ft.	5.00	4.40	4.00
6 to 8 ft.	6.75	6.00	5.50
1¼ to 1½ in., 8 to 10 ft.	9.25	8.25	7.50
1½ to 1¾ in.	11.15	9.90	9.00
1¾ to 2 in.	13.50	12.20	11.00
2 to 2½ in.	16.75	15.00	.....

	1-4 Each	5-24 Each	25 Up Each
<b>CERCIS canadensis — 15'</b>	<b>Eastern Redbud</b>		
Rosy-pink flowers in April, all along the bare stems. Large, heart-shaped leaves. Vase-shaped head.			
3 to 4 ft. bush	1.50	1.10	.90
4 to 5 ft. bush	2.00	1.50	1.25
6 to 8 ft. (20" Ball)	13.75	12.50	.....
1½ to 2 in. (22" Ball)	18.00	16.00	.....
2 to 2½ in. (26" Ball)	23.75	21.00	.....
12 to 18 in. trans. (LOS)..... 200 up, \$0.12 each	.....	.....	.18
1½ to 2 ft. trans. (LOS)..... 200 up, \$0.17 each	.....	.....	.22
2 to 3 ft. trans. (LOS)..... 200 up, \$0.22 each	.....	.....	.27
(The two larger grades are branched, suitable for canning or sales)			
<b>CORNUS florida — 20'</b>	<b>White Flowering Dogwood</b>		
Favorite small tree, for sun or shade. White flowers and red fruit in tiers. Enjoys good drainage.			
4 to 5 ft. (15" Ball)	5.00	4.40	4.00
5 to 6 ft. (16" Ball)	6.75	6.00	5.50
6 to 8 ft. (18" Ball)	10.00	8.80	8.00
5 to 6 ft. specimens (18" Ball)	9.25	8.25	.....
6 to 8 ft. specimens (20" Ball)	12.20	11.20	.....
<b>f. plena — 20'</b>	<b>Double Flowering Dogwood</b>		
Double white flowered form of above.			
4 to 5 ft. (15" Ball)	9.00	.....	.....
5 to 6 ft. (16" Ball)	11.00	.....	.....
<b>f. rubra — 20'</b>	<b>Pink Flowering Dogwood</b>		
Well-known, bright pink form of above.			
3 to 4 ft. (13" Ball)	6.20	5.50	.....
4 to 4½ ft. (14" Ball)	8.10	7.25	.....
4½ to 5 ft. (14" Ball)	9.25	8.25	.....
5 to 5½ ft. (15" Ball)	10.65	9.50	.....
5½ to 6 ft. (16" Ball)	12.20	11.00	.....
6 to 6½ ft. (17" Ball)	15.00	13.50	.....
<b>CRATAEGUS crusgalli — 25'</b>	<b>Cockspur Thorn</b>		
Lustrous, dense leaves; horizontal branching habit. Conspicuous white flowers followed by bright red fruit.			
5 to 6 ft. heavy (18" Ball)	9.25	8.25	.....
6 to 7 ft. heavy (20" Ball)	12.20	11.00	10.00
<b>lavallei (carrieri) — 25'</b>	<b>Lavalle Hawthorn</b>		
Outstanding small home or street tree. Dense, rich green foliage turns bronzy red in fall. Brick red berries hang on all winter.			
6 to 7 ft., 2 yr. (Spring Only)	5.30	4.70	4.25
7 to 8 ft., 2 yr. (Spring Only)	6.20	5.50	5.00
7 to 8 ft., 4 yr.	7.35	6.60	.....
8 to 10 ft., 4 yr.	10.00	8.80	8.00
<b>oxyacantha pauli — 18'</b>	<b>Paul's Double Scarlet Hawthorn</b>		
Small tree—highly appreciated for street and ornamental use. Covered with double, scarlet flowers in June. Bright green foliage; picturesque growth. Plants listed are standards, twice transplanted. If wanted B&B, refer to schedule opposite page 48.			
7 to 8 ft.	7.35	6.60	6.00
8 to 10 ft.	8.60	7.70	7.00
1¾ to 2 in.	11.65	10.50	.....
2 to 2½ in.	14.00	12.70	11.50
2½ to 3 in.	17.50	15.50	14.00
<b>phaenopyrum (cordata) — 20'</b>	<b>Washington Hawthorn</b>		
Dense tree with small shapely crown. White flowers; persistent orange-red berries. Excellent foliage, scarlet in autumn. These are narrow type.			
4 to 5 ft. (15" Ball)	6.75	6.00	5.50
5 to 6 ft. (16" Ball)	9.25	8.25	7.50
6 to 7 ft. (17" Ball)	12.20	11.00	10.00
7 to 8 ft. (18" Ball)	14.00	12.70	11.50
1¾ to 2 in. specimens (24" Ball)	22.50	20.00	18.00
2 to 2½ in. specimens (26" Ball)	30.00	26.50	24.00

	1-4 Each	5-24 Each	25 Up Each
<b>FRANKLINIA alatamaha — 20'</b>			<b>Franklinia</b>
The rare, exceedingly handsome, fall-flowering Franklin Tree. Cannot be shipped outside the Japanese Beetle Zone.			
3 to 3½ ft. (13" Ball).....	8.35	7.50	.....
<b>FRAXINUS americana — 70'</b>			<b>White Ash</b>
Fast-growing, straight tree, withstanding wet locations. Fine deep purple to yellow fall color. Rounded top.			
6 to 8 ft.....	2.75	2.25	2.00
1 to 1¼ in.....	3.25	2.75	2.50
1¼ to 1½ in.....	4.35	3.85	3.50
1½ to 2 in.....	7.35	6.60	6.00
2 to 2½ in.....	10.60	9.45	8.50
<b>pennsylvanica lanceolata — 60'</b>			<b>Green Ash</b>
Dense, shapely tree, smaller than White Ash, but a quick grower. Fall foliage good yellow. Withstands drought. The finest Ash species for mid-America.			
1¼ to 1½ in.....	4.65	4.15	3.75
1½ to 1¾ in.....	6.50	5.75	5.25

<b>p. lanceolata "Marshall Seedless Green Ash" — 60'</b>			
Handsome, shapely tree with extremely dark green, glossy foliage. Entirely free of seed, and has few insect enemies. Most outstanding.			
1¼ to 1½ in.....	5.00	4.40	4.00
1½ to 1¾ in.....	6.75	6.00	5.50

<b>p. lanceolata "Niobrara Green Ash" — 60'</b>			
New pyramidal type with much the same form as Pin Oak. Quite rapid in growth and looks promising.			
1 to 1¼ in.....	5.00	4.40	.....
1¼ to 1½ in.....	6.75	6.00	.....
1½ to 1¾ in.....	10.00	.....	.....

<b>GINKGO biloba — 60'</b>			<b>Maidenhair Tree</b>
Exotic open growth; fan-shaped leaves turn brilliant yellow in fall. Completely free of insects and disease. Grows well in smoke and dust of cities.			
1 to 1¼ in.....	7.00	6.25	5.75
1¼ to 1½ in.....	8.60	7.70	7.00
1½ to 1¾ in.....	12.20	11.00	10.00
1¾ to 2 in.....	14.75	13.25	.....

## FALL PLANTING

It is accepted knowledge that fall planting has great advantages in our area. Plants are better able to stand drought the next year, and growth is substantially greater. Certain trees, however, are considered somewhat risky to handle in the fall and we list these here for your guidance.

- |                |                  |
|----------------|------------------|
| Acer rubrum    | Liriodendron     |
| Betula species | Magnolia species |
| Cornus florida | Populus species  |
| Franklinia     | Prunus species   |
| Koelreuteria   | Quercus - most   |
| Laburnum       | Salix            |
| Liquidambar    | Sorbus           |





Young block of Cole's Budded Thornless Honeylocust.  
Full-branched and vigorous with straight stems.

	1-4 Each	5-24 Each	25 Up Each
<b>Thornless Honeylocust</b>			
<b>GLEDITSIA triacanthos inermis — 50-60'</b>			
Our biggest selling tree, and deservedly so. Broad, graceful head; fine green foliage gives light shade. Grows rapidly and withstands adverse conditions well. Cole's trees are all budded from parent plants selected for straightness, full strongly-branched heads and vigorous growth.			
6 to 8 ft.....	3.00	2.50	2.25
1 to 1¼ in.....	4.10	3.60	3.25
1¼ to 1½ in.....	5.60	4.95	4.50
1½ to 1¾ in.....	8.00	7.15	6.50
1¾ to 2 in.....	10.60	9.45	8.50
2 to 2½ in.....	14.00	12.70	11.50
2½ to 3 in.....	19.75	17.75	.....

**t. Moraine Thornless Honeylocust, Pat. No. 836**

Round-headed when young, but tall and vase shaped when older. No seed pods or thorns. Individually staked to provide straightest stems possible.

1¼ to 1½ in.....	12.20	11.00	.....
1½ to 1¾ in.....	15.00	13.50	12.00
1¾ to 2 in.....	16.75	15.00	.....

	<b>Kentucky Coffeetree</b>		
<b>GYMNOCLADUS dioicus — 50'</b>			
Rugged, pestfree tree of picturesque round-spreading habit. Interesting in winter with its gray, stubby twigs and twisted branches.			
5 to 7 ft.....	3.80	3.30	3.00
1 to 1¼ in.....	4.35	3.85	3.50
1¼ to 1½ in.....	5.90	5.25	4.75
1½ to 1¾ in.....	7.35	6.60	6.00

For your convenience, we have listed prices and weights of earth balls on page 48. Recommendations and prices are based on accurate records kept for many years.



**IMPERIAL LOCUST**

# Cole's

## WONDERFUL NEW HONEYLOCUSTS

**THE MOST WIDELY ADAPTABLE NEW TREES ON THE MARKET TODAY**

After years of experiment and study on more than ten thousand individual trees and further close observation and tests with two hundred and sixty early selections, Cole now presents a whole new family of Thornless Honeylocusts. Each tree was selected with a specific form and purpose in mind. First came the spectacular Golden Sunburst, already becoming familiar in all parts of America. Now the exceedingly handsome Skyline and Imperial join their glamorous partner to form the world's finest series of new trees.

### IMPERIAL LOCUST

(Plant Patent No. 1605)

Cole's new IMPERIAL locust is an exceptionally graceful, spreading variety that is destined for recognition as one of the outstanding trees of this age. Branches are symmetrically arranged, forming a much more regular and compact tree than other Honeylocusts. It grows straight and strong **without staking** and produces a dense and uniform crown with a minimum of trimming in the nursery.

Numerous, well-spaced branches emerge from the trunk at nearly 90-degree angles thereby assuring strong crotches. The prolific branching results in a uniform, fairly broad, yet compact head. Even small nursery trees, as young as two years old, have the appearance of rather mature specimens.

The foliage is dainty and refined and has a fresh green color. Leaves are spaced closer than on the Common Honeylocust and, because of the dense branching habit, form a more dense cover.

	10-29 Each	30-99 Each	100-299 Each
4 to 5 ft. whips	1.90	1.65	1.45
5 to 6 ft. whips	2.15	1.90	1.70
6 to 7 ft. whips	2.50	2.25	.....
6 to 8 ft., 2 yr. branched	4.40	4.00	.....
8 to 10 ft., 2 yr. branched	6.00	.....	.....
1¼ to 1½ in., 2 yr. or more	8.25	7.50	.....
1½ to 1¾ in., (\$12.20 each)	11.00	10.00	.....
1¾ to 2 in., (\$17.00 each)	15.00	13.50	.....
2 to 2½ in., (\$22.50 each)	20.00	.....	.....



**SKYLINE LOCUST**



**SUNBURST LOCUST**  
(See page 10 for prices)

**SKYLINE LOCUST**

(Plant Patent No. 1619)


Cole's new Skyline locust is a stately and unusual variety with distinctive pyramidal form. It develops an exceptionally strong, sturdy trunk and shapely crown **without being staked or specially trimmed.**

Branches are uniformly spaced and arranged, resulting in a well-filled tree of rather formal appearance. Strong crotches result from the wide angle—60 to 90 degrees—at which the branches diverge from the trunk.

The leaves of SKYLINE are dark green and of a heavy, leathery texture. They are more closely spaced, and the leaflets are larger than the average Honeylocust produces, thereby contributing to the compact appearance of the crown. An added touch is the reddish-bronze cast which characterizes the emerging leaves.

Practically all of the flowers produced are male; but infrequently a polygamous flower has appeared in which a single floret is female. Since only a small percentage of these female florets are pollinated, seeding is of minor importance.

	1-9 Each	10-29 Each	30 Up Each
4 to 5 ft. whips.....	.....	1.90	1.65
5 to 6 ft. whips.....	.....	2.15	1.90
6 to 7 ft. whips.....	.....	2.50	2.25
1½ to 1¾ in. ....	12.20	11.00	10.00
1¾ to 2 in. ....	17.00	15.00	13.50
2 to 2½ in. ....	22.50	20.00	18.00
2½ to 3 in. ....	29.50	26.00	.....



(Plant Patent No. 1313)

*America's Newest  
Tree Sensation*

The first new color in a hardy ornamental shade tree in decades. Bright golden foliage on 8 to 10 inches of branch tips, contrasts with the rich green of the balance of the tree; appears to be in bloom all summer.

Broadly pyramidal head and excellent branching habit creates a beautiful symmetry unmatched by other honeylocusts.

Producing only male flowers, Sunburst is absolutely seedless and causes no ground litter.

Sunburst has been planted from coast to coast, is adaptable to almost any location and transplants easily. Unusually strong, it has withstood ice and snow storms which completely ruined neighboring trees of other varieties.

	10-29 Each	30-99 Each	100-299 Each
3 to 4 ft., 1 yr. whips	.....	.....	1.35
4 to 5 ft., 1 yr. whips	2.00	1.75	1.55
5 to 6 ft., 1 yr. whips	2.30	2.05	1.85
6 to 7 ft., 1 yr. whips	2.80	2.50	2.25
4 to 5 ft., 1 yr. branched	2.60	2.30	2.05
5 to 6 ft., 1 yr. branched	3.10	2.75	2.40
6 to 7 ft., 1 yr. branched	3.65	3.25	2.90
6 to 7 ft., 2 yr. branched	4.55	4.10	.....
7 to 8 ft., 2 yr. branched	5.25	4.75	.....
8 to 10 ft., 2 yr. or more (\$8.40 each)	7.50	6.75	.....
1¼ to 1½ in., (\$10.85 each)	9.50	8.50	.....
1½ to 1¾ in., (\$13.50 each)	12.00	.....	.....

**MAJESTIC LOCUST**

Plant Patent No. 1534

A strong, graceful tree of spreading growth habit, Majestic is much more regular and compact than the ordinary Honeylocust. It is entirely thornless and grows straight without staking.

The bold, abundant foliage is extremely dark green when mature, retains its richness even in drought or wet soils. Flowers are occasionally polygamous, but seeding has been relatively light.

Here is a sturdy tree of outstanding style and character available at ordinary prices.

	1-9 Each	10-29 Each	30 Up Each
5 to 6 ft., 1 yr. branched	.....	2.05	1.80
6 to 7 ft., 1 yr. branched	.....	2.35	2.10
6 to 8 ft., 2 yr. branched	.....	3.65	3.25
8 to 10 ft., 2 yr. or more	.....	4.85	4.50
1¼ to 1½ in., 2 yr. or more	7.00	6.25	5.75
1¾ to 2 in.	14.00	12.50	11.50
2 to 2½ in.	18.00	16.00	14.50
2½ to 3 in.	25.00	22.00	.....

*NOTE: Cole's varieties of Honeylocust are not affected by the Black Locust Borer.*

	1-4 Each	5-24 Each	25 Up Each
<b>KOELREUTERIA paniculata — 25'</b>			<b>Goldenrain Tree</b>
Handsome flat-topped tree. Large clusters of yellow flowers in July. Thrives in cities and in many soils.			
4 to 5 ft.....	4.35	3.85	3.50
5 to 6 ft.....	5.60	4.95	4.50
6 to 8 ft.....	7.35	6.60	
<b>LABURNUM vossi — 15'</b>			<b>New Hybrid Goldenchain</b>
Improved type with large, showy yellow flower clusters in long racemes.			
3 to 4 ft. (14" Ball).....	6.00		
4 to 5 ft. (15" Ball).....	7.25		
5 to 6 ft. (16" Ball).....	9.00		
<b>LIQUIDAMBAR styraciflua — 60'</b>			<b>Sweetgum</b>
An excellent, broadly pyramidal specimen tree. Foliage star-shaped, dense, outstanding scarlet in fall.			
5 to 6 ft.....	3.55	3.05	2.75
1 to 1¼ in.....	5.00	4.40	4.00
1¼ to 1½ in.....	6.20	5.50	5.00
1½ to 1¾ in.....	8.60	7.70	7.00
1¾ to 2 in.....	10.60	9.45	8.50
2 to 2½ in.....	14.00	12.70	11.50
<b>LIRIODENDRON tulipifera — 80'</b>			<b>Tulip Tree</b>
Fast-growing symmetrical tree with tall straight trunk. Tulip-like, yellow flowers in late spring.			
1 to 1¼ in.....	5.00	4.40	
1¼ to 1½ in.....	5.90	5.25	4.75
1½ to 1¾ in.....	6.75	6.00	5.50
1¾ to 2 in.....	8.60	7.70	7.00
2 to 2½ in.....	12.20	11.00	
2½ to 3 in.....	16.75	15.00	
3 to 3½ in.....	22.50	20.00	
<b>MAGNOLIA soulangeana — 18'</b>			<b>Saucer Magnolia</b>
Most popular of all. Large cup-shaped blooms, lilac pink outside, white inside, in May. Large handsome foliage.			
1½ to 2 ft. (11" Ball).....	3.75	3.00	
2 to 3 ft. (12" Ball).....	4.50	3.85	3.50
3 to 4 ft. (14" Ball).....	6.00	5.25	
4 to 5 ft. (15" Ball).....	7.75	6.90	
5 to 6 ft. (16" Ball).....	10.00		
<b>s. Alexandrina — 20'</b>			<b>Alexander Saucer Magnolia</b>
Huge flowers, flushed rosy purple outside, pure white inside.			
5 to 6 ft. (16" Ball).....	11.25		
6 to 7 ft. (18" Ball).....	16.00		
<b>stellata — 10-12'</b>			<b>Star Magnolia</b>
Dense, mounded habit. Foliage dark; bronzy yellow in fall. Double, white, very fragrant flowers in mid-April.			
3 to 3½ ft. (14" Ball).....	11.25	10.00	
3½ to 4 ft. (15" Ball).....	14.00	12.50	
4 to 4½ ft. (16" Ball).....	17.50		
<b>MALUS Almey — 15-18'</b>			<b>New Almey Crab</b>
Large fiery crimson blossoms with white star in center. Blooms when very young. Small scarlet fruits hold on well.			
6 to 7 ft., 2 yr. ....	2.75	2.25	2.00
7 to 8 ft., 2 yr. ....	3.25	2.75	2.50
1 to 1¼ in., 2 yr. ....	3.80	3.30	3.00
1¼ to 1½ in., 4 yr. ....	5.90	5.25	4.75
1½ to 1¾ in., 4 yr. ....	7.35	6.60	6.00
1¾ to 2 in. specimens	10.00	8.80	8.00
2 to 2½ in. specimens	12.20	11.00	10.00
<b>atrosanguinea — 12-15'</b>			<b>Carmine Crab</b>
Mounded, dense habit, almost shrublike. Rich carmine flowers, small dark red fruit. Superb dark green, glossy foliage.			
6 to 7 ft., 2 yr. ....	2.75	2.25	
7 to 8 ft., 2 yr. ....	3.25	2.75	2.50

	1-4 Each	5-24 Each	25 Up Each
<b>MALUS — Continued</b>			
<b>Dorothea — 20'</b>	<b>New Hybrid Crab</b>		
Rounded, dense, with fine textured foliage. Blooms when very young, semi-double, light crimson to tyrian rose. Bright yellow fruit.			
5 to 6 ft., 2 yr. ....	2.75	2.25	2.00
6 to 7 ft., 2 yr. ....	3.25	2.75	2.50
1 to 1¼ in., 2 yr. ....	4.00	3.50	.....
<b>floribunda — 18-20' (True Type)</b>	<b>Japanese Flowering Crab</b>		
Graceful arching-spreading. Buds deep pink open very light pink. Fruit small, reddish-yellow. Popular for its picturesque habit and heavy bloom.			
5 to 6 ft., 2 yr. ....	2.35	1.85	.....
6 to 7 ft., 2 yr. ....	2.75	2.25	2.00
7 to 8 ft., 2 yr. ....	3.25	2.75	2.50
1½ to 2 in. specimens ....	10.00	8.75	.....
<b>hopa — 20'</b>	<b>Redflowering Crab</b>		
Upright growth habit; good bronze-green foliage. Large fragrant, deep pink flowers. Orange-red fruit good for jelly. A vigorous grower.			
6 to 7 ft., 2 yr. ....	2.75	2.25	2.00
7 to 8 ft., 2 yr. ....	3.15	2.65	2.40
1 to 1¼ in., 2 yr. ....	3.65	3.20	2.90
1½ to 1¾ in. specimens ....	8.35	7.50	.....
1¾ to 2 in. specimens ....	10.00	8.80	.....
2 to 2½ in. specimens ....	12.20	11.00	.....
<b>ioensis plena — 15-18'</b>	<b>Bechtel Double Flowering Crab</b>		
Neat, pyramidal growth. Double pink, fragrant blooms in May. Does not fruit.			
2 to 3 ft., 2 yr. ....	1.85	1.35	.....
3 to 4 ft., 2 yr. ....	2.10	1.60	.....
4 to 5 ft., 4 yr. ....	3.00	2.50	.....
5 to 6 ft., 4 yr. ....	3.75	3.25	.....
1¼ to 1½ in. specimens ....	6.75	6.00	.....
1½ to 1¾ in. specimens ....	8.35	7.50	.....
1¾ to 2 in. specimens ....	11.00	10.00	.....
<b>klehmi — 15'</b>	<b>Klehm's Double Flowering Crab</b>		
Fragrant double-pink blooms; symmetrical upright-rounded habit. Said to be a type of <i>M. coronaria</i> , the Sweet Crab.			
4 to 5 ft., 2 yr. ....	2.50	2.00	1.75
2 to 2½ in. specimens ....	12.20	11.00	10.00
<b>purpurea eleyi — 15-18'</b>	<b>Eley Purple Crab</b>		
Large carmine flowers and reddish purple foliage. Cherry red fruits.			
1¼ to 1½ in. specimens ....	5.90	5.25	.....
1½ to 1¾ in. specimens ....	8.35	7.50	6.75
1¾ to 2 in. specimens ....	10.00	8.80	8.00
2 to 2½ in. specimens ....	12.20	11.00	.....
<b>p. lemoinei — 18-20'</b>	<b>Lemoine Purple Crab</b>		
Darkest red flowers of all, large and non-fading. Fruits purplish-red. Foliage dense, dark green to purplish green.			
6 to 7 ft., 2 yr. ....	2.75	2.25	2.00
7 to 8 ft., 2 yr. ....	3.25	2.75	2.50
<b>sargentii — 8'</b>	<b>Sargent Crab</b>		
Dwarf spreading variety. Clusters of pure white flowers followed by masses of small dark red fruits.			
3 to 4 ft. ....	2.75	2.25	2.00
4 to 5 ft. ....	3.25	2.75	2.50
<b>scheideckeri — 15-18'</b>	<b>Scheidecker Crab Apple</b>		
Small dense tree. Large, double, pale pink flowers; fruit yellow to orange.			
5 to 6 ft. ....	2.50	2.00	.....
6 to 7 ft. ....	3.00	2.50	2.25

Unless usual planting practice, or the plants' normal habit, dictates otherwise, all Cole trees are standards. Great care is used to maintain a proper balance between stem length and head height.

**MALUS — Continued**

	1-4 Each	5-24 Each	25 Up Each
<b>Strathmore — 20'</b>	<b>New Upright Type</b>		
Narrow pyramid. Leaves reddish all summer; strikingly red in autumn. Flowers darker than Hopa, fade less.			
4 to 5 ft.....	2.60	2.10	1.85
5 to 6 ft.....	3.00	2.50	2.25
<b>Sundog — 12-15'</b>	<b>Sundog Upright Crab</b>		
Comparatively slow growing, broad column. Flowers smaller, but similar in color to Hopa.			
1¼ to 1½ in. specimens.....	7.50	6.75	.....
2½ to 3 in. specimens.....	17.00	.....	.....
3 to 3½ in. specimens.....	22.50	.....	.....

**METASEQUOIA glyptostroboides — 70' (?)****Dawn Redwood**

Fascinating newly discovered "living fossil" conifer from Western China. Pyramidal, very rapid growth. Needles deciduous, feathery, entirely pest free. Cole's are proud to be the first to offer specimen material of this beautiful discovery.

3 to 4 ft. (12" Ball).....	5.00	4.40	4.00
4 to 5 ft. (13" Ball).....	6.20	5.50	5.00
5 to 6 ft. (14" Ball).....	7.75	7.00	.....
6 to 7 ft. (16" Ball).....	9.70	8.50	.....
7 to 8 ft. (18" Ball).....	11.65	10.50	.....
8 to 9 ft. (20" Ball).....	15.00	.....	.....

**OXYDENDRUM arboreum — 25'****Sourwood**

Graceful pyramid with lustrous, dense, leathery leaves, scarlet in Fall. Pendulous racemes of white flowers in summer. Needs acid soil.

2 to 3 ft.....	2.25	1.75	1.50
----------------	------	------	------

**PHELLODENDRON amurense — 40'****Amur Cork Tree**

Vigorous, strong tree of broad habit. Massive picturesque branches and interesting corky bark.

1¼ to 1½ in.....	6.20	5.50	.....
1½ to 2 in.....	8.60	7.70	7.00
2 to 2½ in.....	12.20	11.00	.....

**PLATANUS acerifolia — 70'****London Plane Tree**

One of today's most popular trees for lawn, street and park planting. Grows rapidly and will stand smoke and abuse of the city. Broad, regular formed head of dense handsome foliage, bright green and healthy. Cole's cutting-grown strain has been the leader for many years.

5 to 6 ft. (200 up \$1.25 each).....	.....	.....	1.50
6 to 8 ft. (200 up \$1.75 each).....	.....	.....	2.00
1¼ to 1½ in.....	6.20	5.50	5.00
1½ to 1¾ in.....	8.00	7.15	6.50
1¾ to 2 in.....	10.60	9.45	8.50
3 to 4 ft. HWC, (LOS)..... 200 up, \$0.30 each	.....	.....	.35

**POPULUS alba bolleana — 50'****Bolleana Poplar**

Hardy, long-lived type of tall, columnar form. Foliage green above, silvery white beneath, deeply lobed.

1¼ to 1½ in.....	3.25	2.75	2.50
1½ to 2 in.....	4.10	3.60	3.25
2 to 2½ in.....	5.90	5.25	4.75

**nigra italica — 60'****Lombardy Poplar**

Tall, stately, narrow tree. Widely used for quick screens, accent points and backgrounds.

6 to 8 ft. (200 up \$.50 each).....	1.25	.75	.60
8 to 10 ft. (200 up \$.70 each).....	1.50	1.05	.85

**simoni fastigiata — 40'****Pyramidal Simon Poplar**

Newer type, hardy and longer-lived. Pyramidal habit. Dark green glossy, pear-shaped leaves.

6 to 8 ft. (100 up \$.70 each).....	1.50	1.05	.85
8 to 10 ft. (100 up \$1.00 each).....	2.00	1.50	.85



**PLATANUS acerifolia** — Cole's justly famous strain of London Planes. Disease-free and vigorous.

	1-4 Each	5-24 Each	25 Up Each
<b>PRUNUS cerasifera</b> — 20'	<b>Myrobolan or Cherry Plum</b>		
Slender, twiggy grower with dainty, small, bright green leaves. Fruit red, cherry-like, juicy and sweet. A good ornamental.			
5 to 6 ft.....	1.75	1.25	1.00
6 to 8 ft.....	2.15	1.65	1.40
8 to 10 ft.....	3.00	2.50	2.25
<b>c. Thundercloud</b> — 20'	<b>Thundercloud Purple Plum</b>		
Dense tree; foliage deep solid purple all season. Rosy-pink flowers as leaves unfold. Has proven best of the purple-leaved plums for this area.			
5 to 6 ft.....	2.50	2.00	1.75
6 to 7 ft.....	2.85	2.35	2.10
<b>padus</b> — 30'	<b>European Bird Cherry</b>		
Small, rather open tree with drooping racemes of fragrant white flowers in May. Leaves out very early in Spring.			
3 to 4 ft.....	1.85	1.35	.....
4 to 5 ft.....	2.15	1.65	1.40
5 to 6 ft.....	2.50	2.00	.....
<b>serrulata Amanogawa</b> — 20'	<b>Hitoeye Flowering Cherry</b>		
Very narrow, fastigate form. Masses of large, fragrant semi-double pink flowers early spring. Transplanted, spaced plants.			
1½ to 1¾ in. (22" Ball).....	17.50	15.50	.....
1¾ to 2 in. (24" Ball).....	20.50	18.00	.....
<b>s. Kwanzan (sekiyama)</b> — 25'	<b>Double Flowering Cherry</b>		
Most satisfactory variety in our climate. Double, deep rich pink flowers.			
1¾ to 2 in. (24" Ball).....	20.00		.....
2 to 2½ in. (26" Ball).....	28.50	25.00	.....
<b>subhirtella pendula</b> — 20'	<b>Weeping Higan Cherry</b>		
Well known for its weeping branches and early, light pink flowers. Following plants are on their own stems, having weeping side branches. This form is the most graceful by far.			
4 to 5 ft.....	4.50	4.00	.....
5 to 6 ft.....	5.90	5.25	4.75
6 to 8 ft.....	7.25	6.50	.....
A few top-grafted specimens available, as follows:			
5 to 6 ft. stems, 3 yr. heads (22" Ball).....	17.00	15.00	.....



	1-4 Each	5-24 Each	25 Up Each
<b>PRUNUS — Continued</b>			
<b>virginiana "Schubert Chokecherry — 30'</b>			
Colorful new small tree. Leaves emerge green, but quickly turn a rich purple and hold this all summer.			
4 to 6 ft.....	3.25	2.75	
6 to 8 ft.....	4.10	3.60	3.25
<b>QUERCUS acutissima — 35'</b>			
<b>Sawtooth Oak</b>			
A beautiful, exotic specimen, round-headed and low-branched. Leaves dense, glossy, chestnutlike.			
3 to 4 ft.....	5.00	4.40	.....
4 to 5 ft.....	6.20	5.50	.....
<b>borealis (rubra) — 75'</b>			
<b>Northern Red Oak</b>			
Valued native with broad round head and remarkable autumn leaf color. Excellent for shade in park, suburban and rural plantings.			
6 to 8 ft.....	4.65	4.15	3.75
1¼ to 1½ in.....	7.35	6.60	6.00
1½ to 1¾ in.....	9.25	8.25	7.50
1¾ to 2 in.....	12.20	11.00	10.00
2½ to 3 in.....	22.50	.....	.....
3 to 4 in.....	30.00	26.00	.....
<b>coccinea — 75'</b>			
<b>Scarlet Oak</b>			
Tall and straight, with graceful pyramidal head. Glossy summer foliage turns brightest scarlet in fall. Quite rapid growth and very desirable.			
1¾ to 2 in.....	12.20	11.00	.....
2 to 2½ in.....	18.75	16.75	.....
2½ to 3 in.....	22.50	20.00	.....
3 to 3½ in.....	30.00	26.00	.....
<b>palustris — 70'</b>			
<b>Pin Oak</b>			
Compact, broadly pyramidal head. One of the quickest growing oaks, even in wet places.			
5 to 6 ft.....	3.00	2.50	2.25
6 to 8 ft.....	3.80	3.30	3.00
1¼ to 1½ in.....	7.35	6.60	6.00
1½ to 1¾ in.....	9.25	8.25	7.50
1¾ to 2 in.....	11.65	10.50	9.50
2 to 2½ in.....	15.25	13.75	12.50
2½ to 3 in.....	22.50	.....	.....
3 to 3½ in.....	30.00	.....	.....
<b>SALIX blanda — 55'</b>			
<b>Wisconsin Weeping Willow</b>			
Graceful, hardy weeper. Green stems.			
6 to 8 ft.....	2.00	1.50	1.25
8 to 10 ft.....	2.50	2.00	1.75
1¼ to 1½ in.....	3.25	2.75	2.50
<b>matsudana tortuosa — 25'</b>			
<b>Contorted Hankow Willow</b>			
The rare "Corkscrew" Willow. Branches and leaves curiously twisted; habit upright. A great novelty.			
6 to 8 ft.....	2.25	1.75	1.50
<b>niobe golden — 35'</b>			
<b>Golden Weeping Willow</b>			
Long pendulous branches with golden bark.			
6 to 8 ft.....	2.25	1.75	1.50
8 to 10 ft.....	2.75	2.25	2.00
<b>SORBUS aria lutescens — 25'</b>			
<b>White Beam Mountain Ash</b>			
Tight, rounded tree with attractive foliage, dark green above and silvery beneath. Scarlet berries and reddish foliage in fall. Stands dry locations.			
5 to 6 ft.....	5.00	4.40	4.00
6 to 7 ft.....	6.20	5.50	5.00

Cole's shade trees are planted on 3 x 7 foot spacing, have room for proper development of root, body and top. Also allows our frequent root pruning with power equipment.

**SORBUS — Continued**

	1-4 Each	5-24 Each	25 Up Each
<b>aucuparia — 30'</b>	<b>European Mountain Ash</b>		
Small tree. Compact head; clean, deep green foliage. Fruits heavily with bunches of bright orange-red berries in summer and fall. Cole's trees are budded from select, perfectly formed parent trees.			
8 to 10 ft.....	4.35	3.85	3.50
1¼ to 1½ in.....	5.30	4.70	4.25
1½ to 1¾ in.....	6.75	6.00	5.50
1¾ to 2 in.....	8.35	7.50	6.75

**aucuparia Cole's Columnar No. 7****New European Mountain Ash**

Selected for its narrow, columnar habit and uniform bright fruit color.

1¼ to 1½ in.....	6.50	5.75	5.25
1½ to 1¾ in.....	7.35	6.60	6.00
1¾ to 2 in.....	8.90	8.00	7.25

**TILIA cordata — 45'****Little-leaf Linden**

Dense pyramidal form, with compact, glossy foliage, doing well under city conditions. Unusually fragrant flowers in early July. A fine street or home tree. Our trees are typically short for the caliper.

6 to 8 ft. (Spring Only).....	5.00	4.40	4.00
1¼ to 1½ in.....	8.60	7.70	7.00
1½ to 1¾ in.....	12.20	11.00	10.00
1¾ to 2 in.....	16.75	15.00	13.50
2 to 2½ in.....	20.50	18.00	.....

**euchlora — 40'****Crimean Linden**

A real gem, but rare in this country. Graceful, slightly pendulous head of glossy, bright green foliage. Bears very fragrant flowers in July.

6 to 8 ft.....	7.35	6.60	6.00
----------------	------	------	------

**tomentosa — 55'****Silver Linden**

Compact, dense pyramid with leaves green above and silver below. Exceedingly lovely and still quite rare.

6 to 8 ft.....	7.35	6.60	6.00
----------------	------	------	------

**ULMUS carpinifolia var. "Christine Buisman — 60'**

Recommended by the U.S.D.A. as resistant to both Dutch Elm disease and phloem necrosis. Bears glossy dark foliage on a dense, broadly pyramidal tree. A highly desirable, handsome plant.

6 to 8 ft.....	3.80	3.30	3.00
1 to 1¼ in.....	5.00	4.40	4.00
1¼ to 1½ in.....	6.75	6.00	5.50
1½ to 1¾ in.....	8.90	8.00	.....
1¾ to 2 in.....	10.85	9.65	.....
2 to 2½ in.....	13.25	12.00	10.75
2½ to 3 in.....	17.50	15.50	14.00

**pumila — 50'****Chinese (Siberian) Elm**

Very rapid grower, withstanding drought and city conditions. Round, symmetrical head; small attractive foliage.

1½ to 2 in.....	5.00	4.40	4.00
2 to 2½ in.....	8.35	7.50	6.75
2½ to 3 in.....	10.60	9.45	8.50
3 to 3½ in.....	13.50	12.20	11.00
3½ to 4 in.....	18.75	16.75	15.00
4 to 4½ in.....	26.00	23.00	.....

**ZELKOVA serrata — 60'****Japanese Zelkova (Keaki)**

Long neglected, this tree deserves recognition for its graceful vase-like form and resistance to Dutch Elm disease. Foliage small, elm-like, dark green, turns deep russet in fall.

6 to 8 ft.....	6.20	5.50	5.00
1 to 1¼ in.....	8.00	7.15	6.50
1¼ to 1½ in.....	10.00	8.80	.....

# DECIDUOUS SHRUBS

EACH RATES in this catalog are for the accomodation of customers who place substantial orders, yet need small amounts of certain items to fill out their plantings. We do not have the facilities to handle orders calling entirely for small quantities of stock.

The size immediately following the name indicates approximate height at maturity, in cultivation.

	1-9 Each	10-29 Each	30-199 Each	200 Up Each
<b>ACANTHOPANAX sieboldianus (pentaphyllum) — 8'</b>				
Dense, thorny, with light green, divided leaves. Grows well under city conditions, in shade, in dry soils.				
				<b>Fiveleaf Aralia</b>
2 to 3 ft.....	\$ .85	\$ .70	\$ .60	.....
3 to 4 ft.....	1.00	.85	.75	\$ .70
4 to 5 ft.....	1.40	1.15	1.00	.....

**ALMOND.** See *Prunus glandulosa*

**ALTHEA.** See *Hibiscus syriacus*

<b>AMELANCHIER canadensis — 20'</b>				
Shrub or small tree of distinctive habit. White flowers in early spring; red fruit later. These are typical, having one, or few canes.				
				<b>Downy Shadblow</b>
2 to 4 ft.....	1.50	1.10	.90	.....
5 to 6 ft.....	3.25	2.75	2.50	.....
6 to 8 ft.....	4.35	3.85	3.50	.....

<b>ARONIA arbutifolia — 7'</b>				
White flowers in June; brilliant red foliage and many bright red berries in fall. Stands shade and wet soil.				
				<b>Red Chokeberry</b>
12 to 18 in.....	.55	.40	.35	.....
1½ to 2 ft.....	.75	.60	.50	.45
2 to 3 ft.....	.90	.75	.65	.60

<b>brilliantissima — 8'</b>				
Fruit more highly colored than above. Taller growing.				
				<b>Brilliant Red Chokeberry</b>
2 to 3 ft.....	.80	.65	.55	.....
3 to 4 ft.....	.95	.80	.70	.....
4 to 5 ft.....	1.40	1.15	1.00	.....

<b>melanocarpa — 4'</b>				
White flowers; black berries; red autumn foliage. Low growth habit.				
				<b>Black Chokeberry</b>
12 to 18 in.....	.55	.40	.35	.....
1½ to 2 ft.....	.75	.60	.50	.45
2 to 2½ ft.....	.90	.75	.65	.....

<b>AZALEA mollis — 5'</b>				
Flowers vary from yellows to salmon reds, in late May.				
				<b>Chinese Azalea</b>
12 to 15 in. (10" Ball).....	2.40	2.00	1.75	.....
15 to 18 in. (11" Ball).....	3.00	2.50	2.25	.....

**mollis hybrids — from seed, but amazingly true to color.**

Select Red-Flowering.				
Select Orange-Flowering				
12 to 15 in. (10" Ball).....	2.85	2.35	.....	.....
15 to 18 in. (11" Ball).....	3.35	2.85	.....	.....
1½ to 2 ft. (12" Ball).....	4.10	3.60	.....	.....

**Hardy Hybrids, in finest new varieties**

<b>Directeur Moerlands.</b> Golden yellow.				
<b>Dr. M. Oosthoek.</b> Deep orange-red.				
<b>Dr. Reichenbach.</b> Salmon-orange.				
<b>Fanny.</b> Dark lilac-pink Ghent hybrid.				
<b>Ignaea Nova.</b> Late carmine-red, yellow blotch. Ghent.				
<b>Koster's Brilliant Red.</b> Best orange-red.				
<b>Lemonora.</b> Apricot yellow, tinted pink. Ghent.				
<b>Mrs. Peter Koster.</b> Finest deep red. 15" only; add 10% to listed price.				
15 to 18 in. (11" Ball).....	4.00	3.50	.....	.....
1½ to 2 ft. (12" Ball).....	5.00	4.50	.....	.....

	1-9 Each	10-29 Each	30-199 Each	200 Up Each
<b>BERBERIS koreana — 6'</b>				
	<b>Korean Barberry</b>			
One of our best, dense, upright shrubs. Broad leaves, color deep red in autumn, holds late. Showy yellow flower clusters; persistent bright red fruit.				
1½ to 2 ft.....	.65	.50	.40	.....
2 to 3 ft.....	.75	.60	.50	.45
3 to 4 ft.....	.90	.75	.65	.....
8 to 15 in., 2 yr. trans. (LOS).....			.15	.12
<b>mentorensis — 4'</b>				
	<b>Mentor Barberry</b>			
Semi-evergreen here, fully evergreen farther south. Outstanding ability to stand heat and drought. Useful as specimen or hedge.				
12 to 15 in.....	.65	.50	.40	.35
15 to 18 in.....	.75	.60	.50	.45
1½ to 2 ft.....	.90	.75	.65	.60
6 to 12 in., 2 yr. trans. (LOS).....			.18	.15
<b>thunbergi — 4'</b>				
	<b>Japanese Barberry</b>			
Widely used thorny hedge plant, standing shade and drought. Scarlet leaves and bright red berries in fall.				
15 to 18 in.....	.50	.35	.30	.27
1½ to 2 ft.....	.60	.45	.37	.33
2 to 2½ ft.....	.70	.55	.45	.42
<b>f. atropurpurea — 4'</b>				
	<b>Redleaf Japanese Barberry</b>			
Like preceding, except that leaves stay red all summer. Colorful hedge; fine for accent planting. Cole's strain is remarkably uniform.				
15 to 18 in.....	.65	.50	.40	.35
1½ to 2 ft.....	.70	.55	.48	.40
2 to 2½ ft.....	.80	.65	.55	.48
<b>f. atropurpurea nana — 1'</b>				
	<b>Crimson Pigmy Barberry</b>			
Deep red foliage on an extremely dense, low plant.				
4 to 6 in., 2 yr.....	.70	.55	.45	.....
6 to 9 in., 2 yr.....	.85	.70	.60	.....
<b>f. erecta</b>				
	<b>Cole's Truehedge Columnberry</b>			
Rigidly columnar, compact form requiring almost no trimming. Valuable for narrow hedges, formal specimens, window boxes, etc. Glossy dense foliage turns red uniformly in autumn. Can be held as low as 1 foot tall.				
15 to 18 in.....	.65	.50	.40	.....
<b>BUDDLEIA davidi varieties — 5'</b>				
	<b>Butterfly Bush</b>			
Large pyramidal flower spikes in summer.				
<b>Burgundy.</b> Burgundy red. New, strong-growing.				
<b>Charming.</b> Pink				
<b>Dubonnet.</b> Wine-purple. Large spikes.				
<b>Snowbank.</b> Hardy pure white. Round compact sprays.				
2 yr. Field Grown.....	.45	.40	.35	.28
(Orders for less than 10 of a variety take the each rate)				
<b>CALYCANTHUS floridus — 5'</b>				
	<b>Sweet Shrub</b>			
Dense specimen with large glossy leaves, growing well in shade and almost any soil. Fragrant, dark maroon flowers in early June.				
1½ to 2 ft.....	.70	.55	.45	.....
2 to 3 ft.....	.80	.65	.55	.....
3 to 4 ft.....	1.00	.85	.....	.....
<b>CARYOPTERIS "Blue Mist" — 4'</b>				
	<b>Hardy Bluebeard</b>			
Compact shrub, covered from August to frost with clusters of powdery blue flowers. Foliage attractive silvery green.				
2 yr., about 1½ to 2 ft.....	.60	.45	.40	.35

All Cole's' shrubs graded to AAN standards or better.

	1-9 Each	10-29 Each	30-199 Each	200 Up Each
<b>CHAENOMELES lagenaria (Cydonia japonica) — 3'</b>				
Low-growing, rounded bush with dark green foliage. Bright orange-red flowers in May. Stands drought well.				
12 to 18 in.....	.50	.35	.30	.....
1½ to 2 ft.....	.65	.50	.40	.32
2 to 2½ ft.....	.80	.65	.55	.....
10 to 18 in., 2 yr. trans. (LOS).....	.....	.....	.15	.12
<b>1. pygmaea — 2½'</b>				
Dense, low form, similar to above.				
12 to 18 in.....	.55	.40	.35	.....
1½ to 2 ft.....	.70	.55	.45	.....
<b>1. Cole's Red — 4'</b>				
Dense, upright form with lovely deep red flowers and extremely handsome foliage. Fruits very lightly, therefore leaves stay green all summer.				
12 to 18 in.....	.65	.50	.40	.....
1½ to 2 ft.....	.75	.60	.50	.....
2 to 3 ft.....	.90	.75	.65	.....
<b>1. rubra — 5'</b>				
Cutting-grown, upright strain with uniform bright scarlet flowers.				
12 to 18 in.....	.55	.40	.35	.....
1½ to 2 ft.....	.70	.55	.45	.....
<b>CHIONANTHUS virginicus — 20-25'</b>				
A splendid ornamental large shrub or small tree, covered with large clusters of fringy white flowers in May; bright blue berries in fall. Stands shade and city conditions.				
1½ to 2 ft. bushy.....	.95	.80	.70	.65
2 to 2½ ft. bushy.....	1.25	1.05	.95	.....
5 to 10 in., 3 yr. trans. (LOS).....	.....	.....	.23	.18
<b>CLETHRA alnifolia — 5-7'</b>				
Compact, neat plant, doing well in moist, shady places. Intensely fragrant white flower spikes in July-August.				
15 to 18 in.....	.65	.50	.....	.....
1½ to 2 ft.....	.70	.55	.45	.....
2 to 2½ ft.....	.85	.70	.60	.....
<b>a. rosea — 5'</b>				
Pink flowers, deliciously fragrant in late summer. Dark green foliage on a dense, trim plant. Truly an outstanding shrub.				
12 to 15 in.....	.85	.70	.60	.....
15 to 18 in.....	.95	.80	.70	.....
<b>barbinervis — 8'</b>				
Exceedingly handsome shrub, not as clumplike as C. alnifolia. Large fragrant panicles of white flowers in July-August. Small, neat foliage is red-edged.				
1½ to 2 ft.....	1.40	1.15	1.00	.....
2 to 3 ft.....	1.85	1.50	1.35	.....
<b>CORNUS alba argenteo-marginata (elegantissima) — 6'</b>				
Variiegated cream and green foliage. Bright red stems. Stands wet soils. Our strain is low-growing, highly colored.				
2 to 3 ft.....	1.00	.85	.75	.....
3 to 4 ft.....	1.25	1.05	.95	.....
<b>a. siberica — 8'</b>				
Bright coral-red bark, excellent in winter. Clusters of white flowers; porcelain-blue berries. Good in shade, wet soils.				
1½ to 2 ft.....	.55	.40	.35	.30
2 to 3 ft.....	.70	.55	.45	.40
3 to 4 ft.....	.85	.70	.60	.55
4 to 5 ft.....	1.00	.85	.75	.....

**CORNUS — Continued**

	1-9 Each	10-29 Each	30-199 Each	200 Up Each
<b>mas — 20'</b>	<b>Corneliancherry Dogwood</b>			
Vigorous, sturdy shrub, narrow and dense in outline. Yellow flowers before the leaves; edible scarlet fruit. Most useful.				
2 to 3 ft.....	1.00	.85	.75	.....
3 to 4 ft.....	1.40	1.15	1.00	.....
4 to 5 ft.....	1.70	1.45	1.25	.....
<b>officinalis — 15'</b>	<b>Japanese Cornel</b>			
Shiny green foliage, yellow flowers and scarlet fruit. Very interesting flaky bark. Habit similar to <i>C. mas</i> .				
4 to 5 ft.....	2.30	2.00	.....	.....
5 to 6 ft.....	2.80	2.50	.....	.....
<b>racemosa (paniculata) — 12'</b>	<b>Gray Dogwood</b>			
Fine for massing in sun, shade, wet or dry soils. Creamy-white flowers and fruit. Gray stems, upright growth.				
2 to 3 ft.....	.70	.55	.45	.40
3 to 4 ft.....	.80	.65	.55	.50
4 to 5 ft.....	.95	.80	.70	.65
5 to 6 ft.....	1.20	1.00	.90	.85
6 to 8 ft.....	1.70	1.45	1.25	.....
<b>stolonifera — 7'</b>	<b>Red-Osier Dogwood</b>			
Upright-spreading growth with brilliant red branches. Stoloni-ferous habit is ideal for bank holding, in normal or wet soils and sun or shade.				
1½ to 2 ft.....	.50	.35	.30	.25
2 to 3 ft.....	.65	.50	.40	.35
3 to 4 ft.....	.75	.60	.50	.45
4 to 5 ft.....	.85	.70	.60	.55

<b>s. Kelsey Dwarf — 2'</b>	<b>Dwarf Red-Osier Dogwood</b>			
Compact, low-growing Dogwood, much like <i>Viburnum opulus nanum</i> in habit. Highly useful.				
12 to 18 in. spread.....	.65	.50	.40	.35
1½ to 2 ft. spread.....	.75	.60	.50	.....

**CORYLUS americana — 12'**

	<b>American Filbert</b>			
Hardy upright shrub with attractive foliage. Useful in shade and naturalistic plantings. Edible hazel nuts.				
3 to 4 ft.....	1.20	1.00	.....	.....
4 to 5 ft.....	1.50	1.25	.....	.....

**COTINUS coggygia (Rhus cotinus) — 15'**

	<b>Common Smoketree</b>			
Huge, fluffy, smoky-appearing flower and fruit panicles, effective all summer. Yellow to orange fall foliage color.				
1½ to 2 ft.....	.80	.65	.55	.....
2 to 3 ft.....	1.00	.85	.75	.....
3 to 4 ft.....	1.40	1.15	1.00	.....
4 to 5 ft.....	1.75	1.50	1.35	.....
5 to 6 ft.....	2.10	1.80	.....	.....

**c. Royal Purple — 10-12'**

	<b>New Purple Smoketree</b>			
Outstanding new type. Deep maroon foliage color holds well all summer.				
2 to 3 ft.....	2.30	2.00	.....	.....
3 to 4 ft.....	2.70	2.40	.....	.....

**COTONEASTER acutifolia — 10'**

	<b>Peking Cotoneaster</b>			
Upright, strong-growing with black fruit. Dark green foliage, red in fall. Fine hardy hedge or specimen.				
2 to 3 ft.....	.75	.60	.50	.....
3 to 4 ft.....	.90	.75	.65	.....

**apiculata — 3-4'**

	<b>Cranberry Cotoneaster</b>			
Beautiful dwarf type with arching branches, hardier than <i>horizontalis</i> . Glossy green foliage; large red berries.				
Gal. cans.....	2.00	1.75	1.50	.....
15 to 18 in. spread (10" Ball).....	3.10	2.75	2.50	.....
1½ to 2 ft. spread (11" Ball).....	3.65	3.30	3.00	.....



**Deutzia gracilis**—Slender Deutzia on the right. Densely pruned material. **Viburnum tomentosum (rotundifolium)**, Cole's cutting-grown strain, to the left. Sturdy heavy plants.

1-9      10-29      30-199      200 Up  
Each      Each      Each      Each

**COTONEASTER — Continued**

**divaricata — 6'**

Outstanding arching-spreading habit. Pink flowers; great abundance.

**Spreading Cotoneaster**

	1-9 Each	10-29 Each	30-199 Each	200 Up Each
1½ to 2 ft.....	1.15	.95	.85	.....
2 to 2½ ft.....	1.50	1.25	1.10	.....
2½ to 3 ft. (13" Ball).....	3.25	2.75	2.50	.....
3 to 4 ft. (14" Ball).....	4.10	3.60	3.25	.....

**CYDONIA — see Chaenomeles**

**CYTISUS praecox — 4'**

A real gem, and absolutely hardy here. Creamy-yellow, pea-like blooms in great profusion every spring. Green branches give evergreen appearance. Bush rounded, upright.

**Warminster Broom**

	1-9 Each	10-29 Each	30-199 Each	200 Up Each
12 to 15 in. B&B.....	2.10	1.65	1.40	.....
15 to 18 in. B&B.....	2.50	2.05	1.80	.....
1½ to 2 ft. B&B.....	3.10	2.65	.....	.....

**DEUTZIA gracilis — 3'**

Upright-arching, dense, compact habit. Mass of snow white bloom in May. Fine facer or low hedge.

**Slender Deutzia**

	1-9 Each	10-29 Each	30-199 Each	200 Up Each
12 to 15 in.....	.70	.55	.45	.40
15 to 18 in.....	.80	.65	.55	.50
1½ to 2 ft.....	.95	.85	.70	.60

**gracilis rosea — 4'**

Graceful, arching, pink-flowered form.

**Rosepanicle Deutzia**

	1-9 Each	10-29 Each	30-199 Each	200 Up Each
1½ to 2 ft.....	.80	.65	.55	.....
2 to 2½ ft.....	.95	.80	.70	.....

	1-9 Each	10-29 Each	30-199 Each	200 Up Each
<b>DEUTZIA — Continued</b>				
<b>lemoinei — 5'</b>				
<b>Lemoine Deutzia</b>				
Upright form of medium-height. Large showy white flowers.				
15 to 18 in.....	.55	.40	.35	.....
1½ to 2 ft.....	.65	.50	.40	.35
2 to 2½ ft.....	.75	.60	.50	.45
2½ to 3 ft.....	.90	.75	.65	.....
<b>montrose — 4'</b>				
<b>New Hybrid Deutzia</b>				
Neat upright-arching shrub. Large lavender flower clusters make this distinct in a hardy Deutzia.				
2 to 3 ft.....	1.00	.85	.75	.....
3 to 4 ft.....	1.20	1.00	.90	.....
<b>DIERVILLA sessilifolia — 4'</b>				
<b>Bush Honeysuckle</b>				
Deep yellow, Weigela-like flowers in June-July. Handsome bronzy foliage, reddish in fall. Holds soil because of its underground stolons.				
2 to 3 ft.....	.75	.60	.50	.....
<b>ELAEAGNUS angustifolia — 18-20'</b>				
<b>Russian Olive</b>				
Silvery gray foliage plant much used for screens and windbreaks. Very hardy and adaptable.				
2 to 3 ft.....	.70	.55	.45	.40
3 to 4 ft.....	.85	.70	.60	.55
4 to 5 ft.....	1.10	.90	.80	.....
5 to 6 ft.....	1.40	1.15	.....	.....
6 to 7 ft.....	1.85	1.60	.....	.....
<b>EUONYMUS alatus — 9'</b>				
<b>Winged Euonymus</b>				
Horizontal branches with corky wings, picturesque in winter. Magnificent scarlet autumn color. Stands shade.				
1½ to 2 ft.....	1.00	.85	.75	.70
2 to 3 ft.....	1.50	1.25	1.10	1.00
3 to 4 ft.....	2.10	1.80	1.60	.....
4 to 4½ ft.....	2.85	2.50	.....	.....
<b>a. compactus — 5-6'</b>				
<b>"Dwarf" Winged Euonymus</b>				
Very choice compact variety, splendid for hedge and specimen use. Brilliant fall coloring.				
12 to 15 in.....	.90	.75	.65	.....
15 to 18 in.....	1.10	.90	.80	.75
1½ to 2 ft.....	1.50	1.25	1.10	.....
2 to 2½ ft.....	1.75	1.50	1.35	1.25
2½ to 3 ft.....	2.10	1.80	1.60	1.50
3 to 4 ft.....	2.60	2.25	2.00	1.90
<b>europaeus — 15'</b>				
<b>European Burning Bush</b>				
Upright shrub with dense, dark green leaves, scarlet in autumn. Fruit showy pink, opening to orange seeds. Stands shade, heavy soils.				
1½ to 2 ft.....	.65	.50	.40	.....
2 to 3 ft.....	.75	.60	.50	.....
<b>europaeus Aldenhamensis — 15'</b>				
<b>New Improved Burning Bush</b>				
More colorful fruit, brilliant pink capsules with orange seeds. Deep green leaves, held late in fall, turn scarlet. An exceptionally shapely, vigorous upright plant.				
1½ to 2 ft.....	.75	.60	.50	.....
2 to 3 ft.....	.85	.70	.60	.....

**FOR EVERGREEN EUONYMUS See "Evergreen Shrubs"**

For your convenience, we have listed prices and weights of earth balls on page 48. Recommendations and prices are based on accurate records kept for many years.



	1-9 Each	10-29 Each	30-199 Each	200 Up Each
<b>FORSYTHIA Arnold Dwarf — 3'</b>				
New, low-growing type of great merit for foundation, accent and ground cover use. Drooping branches take root upon touching the ground.				
12 to 18 in.....	.55	.40	.35	.....
1½ to 2 ft.....	.65	.50	.40	.35
2 to 2½ ft.....	.75	.60	.50	.45
2½ to 3 ft.....	.85	.70	.60	.55

		<b>Border Forsythia</b>		
<b>intermedia — 8'</b>				
2 to 3 ft.....	.65	.50	.40	.35
3 to 4 ft.....	.75	.60	.50	.....

		<b>New Showy Forsythia</b>		
<b>i. Cole's Glorious — 8'</b>				
Extremely large golden-yellow flowers borne much more profusely than the new tetraploids. Otherwise similar to spectabilis.				
3 to 4 ft.....	.95	.80	.70	.....
4 to 5 ft.....	1.20	1.00	.90	.....

		<b>Showy Border Forsythia</b>		
<b>i. spectabilis — 8'</b>				
Hardy, upright with arching branches. Rich golden yellow flowers in April. Most profuse.				
1½ to 2 ft.....	.55	.40	.35	.25
2 to 3 ft.....	.70	.55	.45	.35
3 to 4 ft.....	.80	.65	.55	.45
4 to 5 ft.....	1.00	.85	.75	.65
5 to 6 ft.....	1.40	1.15	1.00	.....

		<b>New Golden Forsythia</b>		
<b>Lynwood Gold</b>				
Outstanding new variety. Erect branches smothered with deep yellow flowers. Foliage excellent, deep green.				
2 to 3 ft.....	.80	.65	.55	.....
3 to 4 ft.....	.95	.80	.70	.55
4 to 5 ft.....	1.20	1.00	.90	.....

		<b>New Spring Glory Forsythia</b>		
<b>Spring Glory — 8'</b>				
Large pale yellow blossoms of great loveliness. Extremely heavy flower production on an excellent bush.				
2 to 3 ft.....	.70	.55	.45	.40
3 to 4 ft.....	.80	.65	.55	.45
4 to 5 ft.....	1.00	.85	.75	.65
5 to 6 ft.....	1.40	1.15	1.00	.....

		<b>Weeping Forsythia</b>		
<b>suspensa — 4-6'</b>				
Slender weeping branches root where they touch soil, hold banks well. This is the true, trailing, small-leaved type.				
1½ to 2 ft.....	.65	.50	.40	.35
2 to 3 ft.....	.85	.70	.60	.....
3 to 4 ft.....	1.00	.85	.75	.....

		<b>Dwarf Greenstem Forsythia</b>		
<b>viridissima bronxensis — 18"</b>				
Fascinating new variety, extremely dense and compact, with dainty, bright green, finely toothed leaves and bright yellow flowers.				
12 to 15 in.....	.65	.50	.40	.....
15 to 18 in.....	.75	.60	.50	.45

**WHY BETTER SHRUBS?**

Because Cole's shrubs are "normal grown" under Lake Erie Climatic conditions. They aren't forced by big doses of fertilizer, consequently have full tops with body and substance, plenty of spreading, fibrous roots. Long, cool fall seasons mean they are properly ripened for your transplanting success.

	1-9 Each	10-29 Each	30-199 Each	200 Up Each
<b>HAMAMELIS japonica — 12'</b>				
<b>Japanese Witchhazel</b>				
Compact, bushy; attractive foliage turns scarlet, orange in fall. Small, bright yellow flowers late autumn.				
2 to 3 ft.....	1.15	.95	.....	.....
3 to 4 ft.....	1.50	1.25	.....	.....
<b>virginiana — 15'</b>				
<b>Common Witchhazel</b>				
Rounded specimen; yellow flowers in fall. Autumn foliage bright yellow. Good in moist, dry, or shady locations.				
1½ to 2 ft.....	.75	.60	.50	.....
2 to 3 ft.....	.95	.80	.70	.....
<b>HIBISCUS syriacus — 12'</b>				
<b>Shrub Althea, Rose of Sharon</b>				
Upright, dense shrubs, flowering spectacularly in late summer. Makes a thick, beautiful hedge.				
<b>Ardens.</b> Double bluish purple.				
<b>Lady Stanley.</b> Double pink, red center.				
<b>Lucy.</b> Double rose-red.				
3 to 4 ft.....	.90	.75	.65	.....
4 to 5 ft.....	1.15	1.00	.90	.....
<b>Hamabo.</b> New. Single white; red center.				
<b>Totus albus.</b> Single pure lovely white.				
<b>Woodbridge.</b> New. Single glowing red.				
2 to 3 ft.....	.90	.75	.65	.....
<b>HYDRANGEA arborescens grandiflora — 3-4'</b>				
<b>Snowhill Hydrangea</b>				
Upright, dense growing with large, pure snow-white flowers June and July. Will stand partial shade.				
2 to 3 ft.....	.90	.75	.65	.....
3 to 4 ft.....	1.05	.90	.80	.....
<b>macrophylla. Nikko Blue — 3'</b>				
Hardest and freest blooming of all Blue Hydrangeas, reliable every year. Blooms on new wood.				
2 yr. No. 1.....	.90	.75	.65	.60
<b>paniculata grandiflora — 10'</b>				
<b>Peegee Hydrangea</b>				
Enormous trusses of white flowers, turning pink, in August and September. Vigorous and hardy.				
1½ to 2 ft.....	.70	.55	.45	.....
2 to 3 ft.....	.80	.65	.55	.....
3 to 4 ft.....	1.00	.85	.75	.....
<b>HYPERICUM hidcote — 2'</b>				
<b>New Dwarf Hypericum</b>				
New hardier, prostrate variety useful as facer plant or ground cover. Large waxy, golden yellow flowers practically all summer.				
2 year.....	.75	.60	.50	.....
<b>kalmianum — 3'</b>				
<b>Kalm Blueleaf St. Johnswort</b>				
Dense, rounded shrub with blue-green foliage and immense quantities of bright golden-yellow flowers in July-August. The finest hardy Hypericum.				
1½ to 2 ft.....	.65	.50	.40	.....
2 to 2½ ft.....	.75	.60	.50	.45
<b>prolificum — 3'</b>				
<b>Shrubby St. Johnswort</b>				
Dense, mounded plant, covered with bright yellow flowers for weeks in July-August. Bark lustrous, smooth. Highly recommended.				
1½ to 2 ft.....	.65	.50	.40	.....
2 to 2½ ft.....	.75	.60	.50	.....

Nearly every item in this catalog is certified for shipment outside the Japanese Beetle Zone. You can't get the Beetle from Cole's.

	1-9 Each	10-29 Each	30-199 Each	200 Up Each
<b>ILEX laevigata — 8'</b>	<b>Smooth Winterberry Holly</b>			
Bright red berries fall and winter; foliage bright green, yellow in autumn. Said to set fruit without pollinization.				
1½ to 2 ft.....	.90	.75	.65	.....
2 to 2½ ft.....	1.05	.80	.....	.....
<b>KOLKWITZIA amabilis — 8'</b>	<b>Beauty Bush</b>			
Upright arching branches are a bright mass of pink flowers in June. New growth reddish, as is fall foliage. A serviceable, hardy shrub.				
2 to 3 ft.....	.85	.70	.60	.....
3 to 4 ft.....	1.00	.85	.75	.70
<b>LAGERSTROEMIA indica — 3'</b>	<b>Cole's Hardy Pink Crape-myrtle</b>			
Hardest form, with tremendous quantities of pink, crepe-like flowers from early August to frost. Other types do not bloom until autumn. Prefers well-drained soil, sun; needs protection first winter.				
3-in. pot plants (Spring only).....	.80	.65	.55	.....

*These Privet are grown and graded by Cole at Painesville.  
Don't confuse with light, shipped-in stock.*

<b>LIGUSTRUM amurense — 12'</b>	<b>Amur North Privet</b>			
Tall, upright, very hardy type. Rich olive-green foliage.				
1½ to 2 ft., 3 canes and up.....	.20	.15	.13	.....
2 to 3 ft., 4 canes and up.....	.25	.20	.17	.....
3 to 4 ft., 5 canes and up.....	.55	.40	.30	.....
<b>buxus nana (?)</b>	<b>Dwarf Wintergreen Privet</b>			
We're unsure of the nomenclature, but this is a lovely, dwarf, rounded privet with persistent foliage. Seems to be hardy enough to warrant its use.				
15 to 18 in.....	1.40	1.15	1.00	.....
18 to 24 in.....	1.80	1.55	1.40	.....
<b>ibolium — 8'</b>	<b>Ibolium Privet</b>			
Similar to California Privet, but slightly hardier.				
1½ to 2 ft., 3 canes and up.....	.20	.15	.13	.....
2 to 3 ft., 4 canes and up.....	.25	.20	.17	.....
3 to 4 ft., 5 canes and up.....	.55	.40	.30	.....
<b>obtusifolium erecta — 8'</b>	<b>Erect Border Privet</b>			
Compact, superior, upright type with large lustrous heavy foliage. Extremely winter-hardy.				
1½ to 2 ft., 3 canes and up.....	.25	.18	.15	.....
2 to 3 ft., 4 canes and up.....	.45	.30	.23	.20
3 to 4 ft., 5 canes and up.....	.60	.45	.35	.....
<b>o. regelianum — 6'</b>	<b>Regel Border Privet</b>			
Neat horizontal branching habit with regularly spaced leaves. Low-growing, hardy, dense shrub. Cole's stock is true, uniform, cutting-grown strain.				
1½ to 2 ft. spread.....	.60	.45	.35	.30
2 to 2½ ft. spread.....	.70	.55	.45	.40
2½ to 3 ft. spread.....	.80	.65	.55	.50
10 to 15 in. trans. (LOS).....	.....	.....	.22	.18
<b>ovalifolium — 10'</b>	<b>California Privet</b>			
Narrow, glossy-leaved hedge plant; extremely popular.				
1½ to 2 ft., 3 canes and up.....	.20	.13	.10	.....
2 to 3 ft., 4 canes and up.....	.25	.17	.14	.....
3 to 4 ft., 5 canes and up.....	.45	.30	.23	.20
4 to 5 ft., 6 canes and up.....	.60	.45	.35	.....
<b>vicaryi — 5'</b>	<b>Golden Vicary Privet</b>			
Leaves golden-yellow all season. Neat, compact, easily trimmed shrub. Cole's stock is superior original strain.				
12 to 15 in.....	.65	.50	.40	.....
15 to 18 in.....	.75	.60	.50	.....

1-9      10-29      30-199      200 Up  
Each      Each      Each      Each

<b>LONICERA amoena arnoldiana — 8'</b>		<b>Arnold Honeysuckle</b>			
Most graceful arching habit and delicate bluish leaves of all Honeysuckles. Profuse pale pink flowers, showy red berries. Similar in habit to Morrowi, but much more attractive.					
2 to 3 ft.	.....	.70	.55	.45	.....
3 to 4 ft.	.....	.80	.65	.55	.50
4 to 5 ft.	.....	1.00	.85	.75	.70
<b>fragrantissima — 7'</b>		<b>Winter Honeysuckle</b>			
Spreading, with heavy semi-evergreen, round leaves. Highly fragrant white flowers in April, red fruit later.					
1½ to 2 ft.	.....	.60	.45	.35	.....
2 to 3 ft.	.....	.70	.55	.45	.40
3 to 4 ft.	.....	.85	.70	.60	.55
<b>morrowi — 10'</b>		<b>Morrow Honeysuckle</b>			
Arching-spreading habit. White flowers; dark red berries.					
3 to 4 ft.	.....	.80	.65	.55	.....
4 to 5 ft.	.....	1.00	.85	.75	.70
5 to 6 ft.	.....	1.40	1.15	1.00	.....
<b>tatarica grandiflora (rosea) — 9'</b>		<b>Pink Tatarian Honeysuckle</b>			
Bright pink flowers; red fruit. Extremely popular because of its vigor, adaptability, and tidy appearance.					
2 to 3 ft.	.....	.65	.50	.40	.35
3 to 4 ft.	.....	.75	.60	.50	.45
4 to 5 ft.	.....	.90	.75	.65	.60
5 to 6 ft.	.....	1.25	1.00	.90	.85
<b>t. Carleton — 8'</b>		<b>New Red-flowered Honeysuckle</b>			
Lovely light red flowers and uniform red fruit. Neat, upright bush.					
2 to 3 ft.	.....	.85	.70	.60	.....
3 to 4 ft.	.....	1.00	.85	.75	.....
<b>zabeli — 8'</b>		<b>Improved Red-flowered Honeysuckle</b>			
Dense, shapely upright bush with blue-green foliage. Bright red flowers and excellent red fruit.					
1½ to 2 ft.	.....	.60	.45	.35	.....
2 to 3 ft.	.....	.70	.55	.45	.....
3 to 4 ft.	.....	.80	.65	.55	.50
<b>MYRICA pennsylvanica — 5'</b>		<b>Northern Bayberry</b>			
Dark glossy, aromatic, semi-evergreen foliage. Waxy blue-gray berries in fall and winter. Will grow in shade or sun, moist or dry soils and at the seashore.					
12 to 15 in.	.....	1.10	.95	.85	.....
15 to 18 in.	.....	1.35	1.15	1.00	.....
1½ to 2 ft.	.....	1.85	1.60	1.40	.....
<b>PHILADELPHUS Cole's Glorious — 8'</b>		<b>Glorious Mockorange</b>			
Strong, upright neat growth. Mammoth, snowy white, highly fragrant flowers in June. This variety is outstanding in all collections of Philadelphia.					
1½ to 2 ft.	.....	.65	.50	.40	.....
2 to 3 ft.	.....	.75	.60	.50	.....
3 to 4 ft.	.....	.90	.75	.65	.....
4 to 5 ft.	.....	1.10	.95	.....	.....
<b>coronarius — 9'</b>		<b>Sweet Mockorange</b>			
Popular, hardy shrub, especially valuable in dry situations. Fragrant, white flowers early June.					
1½ to 2 ft.	.....	.60	.45	.35	.....
2 to 3 ft.	.....	.70	.55	.45	.40
3 to 4 ft.	.....	.80	.65	.55	.....
4 to 5 ft.	.....	1.00	.85	.75	.....
5 to 6 ft.	.....	1.40	1.15	.....	.....

	1-9 Each	10-29 Each	30-199 Each	200 Up Each
<b>PHILADELPHUS — Continued</b>				
<b>c. aureus — 4'</b> <span style="float: right;"><b>Golden Mockorange</b></span>				
Compact, dwarf form with golden foliage.				
9 to 12 in.....	.85	.70	.60	.....
12 to 15 in.....	.95	.80	.70	.....
<b>virginalis virginal — 8'</b> <span style="float: right;"><b>Virginal Mockorange</b></span>				
Semi-double, very fragrant flowers over a long period. Our strain is true, free-blooming variety — flowers all summer.				
1½ to 2 ft.....	.65	.50	.40	.....
2 to 3 ft.....	.75	.60	.50	.45
3 to 4 ft.....	.90	.75	.65	.....
4 to 5 ft.....	1.20	1.00	.90	.....
<b>v. Argentine — 4'</b> <span style="float: right;"><b>Argentine Mockorange</b></span>				
Large, double, fragrant flowers on a low-growing plant.				
2 to 3 ft.....	.85	.70	.....	.....
3 to 4 ft.....	1.00	.85	.....	.....
<b>PHOTINIA villosa — 15'</b> <span style="float: right;"><b>Oriental Photinia</b></span>				
Sometimes called Christmasberry, for its bright red, persistent fruit. Colorful red-bronze fall foliage.				
2 to 3 ft.....	.85	.70	.60	.....
3 to 4 ft.....	1.00	.85	.75	.....
4 to 5 ft.....	1.25	1.05	.95	.....
<b>PHYSOCARPUS opulifolius — 9'</b> <span style="float: right;"><b>Ninebark</b></span>				
Vigorous, dependable shrub, fine for massing. White flowers in June. Does well in partial shade.				
1½ to 2 ft.....	.....	.45	.35	.30
2 to 3 ft.....	.....	.50	.40	.35
3 to 4 ft.....	.....	.60	.50	.45
<b>o. nana — 5'</b> <span style="float: right;"><b>Dwarf Ninebark</b></span>				
Dwarf, bushy form; dainty deep green leaves. One of the finest clipped hedges at Morton Arboretum, Lisle, Illinois.				
1½ to 2 ft.....	.....	.45	.35	.30
2 to 3 ft.....	.65	.50	.40	.35
3 to 4 ft.....	.75	.60	.50	.45
4 to 5 ft.....	1.05	.90	.80	.....
<b>POTENTILLA farreri (Gold Drop) — 2½'</b> <span style="float: right;"><b>New Bush Cinquefoil</b></span>				
Small, compact, very hardy shrub with dainty fernlike leaves. Brilliant deep yellow flowers the entire summer. Use in rockeries, or foreground of borders and foundations.				
2 yr. No. 1.....	.95	.80	.70	.....
<b>PRUNUS glandulosa rosea — 4-5'</b> <span style="float: right;"><b>Double Pink Almond</b></span>				
Very double, pink flowers in early spring. Cutting-grown.				
1½ to 2 ft., own root.....	.75	.60	.50	.....
2 to 3 ft., own root.....	.85	.70	.60	.....
<b>tomentosa — 6-7'</b> <span style="float: right;"><b>Manchu Cherry</b></span>				
Extremely hardy, serviceable plant, used as hedges or specimens. Flowers profuse, pinkish-white; fruits bright red.				
2 to 3 ft.....	.90	.75	.65	.....
3 to 4 ft.....	1.10	.90	.80	.....
4 to 5 ft.....	1.30	1.10	1.00	.....
<b>RHAMNUS frangula — 12'</b> <span style="float: right;"><b>Glossy Buckthorn</b></span>				
Vigorous dense, thornless shrub. Dark lustrous foliage; red berries turning black. Stands shade and dry soils.				
2 to 3 ft.....	.75	.60	.50	.....
3 to 4 ft.....	.90	.75	.65	.60
4 to 5 ft.....	1.20	1.00	.90	.....
12 to 24 in. trans. (LOS).....	.....	.....	.19	.15

EACH RATES in this catalog are for the accomodation of customers who place substantial orders, yet need small amounts of certain items to fill out their plantings. We do not have the facilities to handle orders calling entirely for small quantities of stock.



*New*

# Tallhedge

(Luedy)

## COLUMNAR BUCKTHORN

*Rhamnus frangula columnaris*

Plant Patent No. 1388

Vigorous, dense growth forms a compact, narrow hedge up to 12 to 15 feet tall, or may be easily sheared to as low as 4 ft. Lustrous dark green foliage; succession of attractive berries all summer change through cream, pink and red to black.

An ideal, thornless variety that fills a long-standing need for a good, tall, narrow hedge or accent plant.

	1-9 Each	10-29 Each	30-199 Each	200 Up Each
1½ to 2 ft.....	.90	.75	.65	.....
2 to 3 ft.....	1.00	.85	.75	.....
3 to 4 ft.....	1.25	1.10	.95	.....

### RHODOTYPOS scandens (kerrioides) — 6'

1-9 Each 10-29 Each 30-199 Each 200 Up Each  
**Jetbead**

Starry white flowers in June; jet black berries all winter. Fresh green foliage. Does well in semi-shade.

1½ to 2 ft.....	.70	.55	.45	.....
2 to 3 ft.....	.80	.65	.55	.50
3 to 4 ft.....	1.00	.85	.75	.....

### RHUS aromatica (canadensis) — 5'

**Fragrant Sumac**

Excellent, round-growing shrub doing well under extremes of drought, moisture and shade. Thick, aromatic foliage is brilliant in fall. Small yellow flowers in May; bright red fruit in summer.

12 to 18 in.....	.....	.....	.40	.35
1½ to 2 ft.....	.75	.60	.50	.45
2 to 3 ft.....	.85	.70	.60	.55
3 to 4 ft.....	1.10	.90	.80	.....

### ROBINIA hispida — 4'

**Rose Acacia**

Large clusters of pink, pea-like flowers in May. Graceful foliage. Holds soil on banks because of its suckering habit.

1½ to 2 ft.....	.60	.45	.35	.30
2 to 3 ft.....	.70	.55	.45	.40
3 to 4 ft.....	.85	.70	.60	.50

### ROSA hugonis — 6'

**Golden Rose of China**

1½ to 2 ft.....	.90	.75	.65	.....
-----------------	-----	-----	-----	-------

### rugosa — 5'

**Rugosa Rose**

Adaptable and beautiful, bushy rose. Dark green, rugose foliage turns bright orange in fall. Large pink to white, single flowers from June on. Stands pruning well.

1½ to 2 ft.....	.65	.50	.40	.35
2 to 3 ft.....	.75	.60	.50	.45
3 to 4 ft.....	.90	.75	.65	.....

	1-9 Each	10-29 Each	30-199 Each	200 Up Each
--	-------------	---------------	----------------	----------------

**ROSA — Continued**

<b>r. Max Graf. Trailing</b>	<b>Trailing Rugosa</b>			
Excellent prostrate ground cover or vine. Apple-blossom pink blooms; dark green leaves. Very choice.				
2 year med. ....	.75	.60	.50	....
2 year No. 1 .....	.85	.70	.60	.50

<b>wichuriana. Trailing</b>	<b>Memorial Rose</b>			
Used widely for holding banks and rocky slopes and as ground cover in sun. White flowers; shiny foliage.				
2 year med. ....	.60	.45	.35	.30
2 year No. 1 .....	.70	.55	.45	.40

**ROSE GOLD PUSSYWILLOW  
(Salix gracilistyla)**

Low mounded plant to 3 ft., taking root where stems touch the ground. Foliage silvery, stays on late. Huge catkins silvery-gray, then turn silvery pink and rosy pink dotted with hundreds of bright yellow stamens, and finally become nearly solid gold.

12 to 18 in.....	.50	.35	.30	.25
1½ to 2 ft.....	.65	.50	.40	.35
2 to 3 ft.....	.75	.60	.50	.40

<b>SALIX purpurea nana— 4'</b>	<b>Dwarf Purpleosier</b>			
Compact, dense mound of blue-gray-green foliage. Extremely hardy, and grows even in wet or heavy soils. Shears well into formal hedges.				
12 to 18 in.....	.45	.30	.25	.20
1½ to 2 ft.....	.50	.35	.30	.25
2 to 2½ ft.....	.65	.50	.40	....

<b>SPIRAEA bumalda Anthony Waterer — 3'</b>	<b>Dwarf Crimson-flowering</b>			
Flat clusters of bright crimson flowers nearly all summer. Dense, dwarf habit, reddish green foliage.				
12 to 15 in.....	.55	.40	.30	.25
15 to 18 in.....	.65	.50	.40	.35

<b>japonica coccinea — 3'</b>	<b>Dwarf Red Spirea</b>			
Dwarf, compact, with rich, clean, red flower clusters.				
12 to 15 in.....	.60	.45	.35	....
15 to 18 in.....	.70	.55	.45	....
1½ to 2 ft.....	.85	.70	.60	....

**EVERBLOOMING PINK SPIREA  
(Spiraea macrothyrsa)**

Blooms from late July into September with large heads of rich, warm pink flowers often 10 or more inches long on stems up to 4 feet long. Good crisp green foliage even during midsummer.

A fine plant for the shrub border and in masses on slopes, where its layering stems will hold soil against erosion.

12 to 18 in.....	.40	.30	.25	
1½ to 2 ft.....	.60	.45	.35	.30
2 to 3 ft.....	.70	.55	.45	.40

<b>vanhouttei — 7-8'</b>	<b>Vanhoutte Spirea</b>			
Popular shrub, a mass of arching white in May. Used for large hedges, etc.				
1½ to 2 ft.....	.45	.30	.25	.20
2 to 3 ft.....	.60	.45	.35	....
3 to 4 ft.....	.70	.55	.45	....

	1-9 Each	10-29 Each	30-199 Each	200 Up Each
<b>SYMPHORICARPOS albus (racemosus) — 6'</b>				<b>Snowberry</b>
Pink flowers followed by many conspicuous white berries. Upright habit, arching branches; attractive foliage.				
1½ to 2 ft.....	.45	.30	.25	.....
2 to 3 ft.....	.55	.40	.30	.25
3 to 4 ft.....	.65	.50	.40	.....
<b>chenaulti — 5'</b>				<b>Chenault Coralberry</b>
Attractive, small foliage; slender arching branches. Rose-pink berries in abundance. Succeeds in any normal soil and in shade.				
1½ to 2 ft.....	.45	.30	.25	.20
2 to 3 ft.....	.55	.40	.30	.....
3 to 4 ft.....	.65	.50	.40	.....
4 to 5 ft.....	.75	.60	.50	.....
<b>c. Hancock — 1½'</b>				<b>New Prostrate Coralberry</b>
An outstanding introduction for ground cover, bank-holding or front of shrub borders. Forms an extremely dense, neat mat with small, attractive foliage and many rose-pink berries.				
1½ to 2 ft.....	.60	.45	.35	.....
2 to 3 ft.....	.70	.55	.45	.40
<b>orbiculatus (vulgaris) — 4'</b>				<b>Indiancurrant Coralberry</b>
Coral-red berries fall and winter. Hardy, suckering shrub excellent for bank planting or in shade.				
1½ to 2 ft.....		.35	.25	.20
2 to 3 ft.....		.40	.30	.25
<b>White Hedge — 6'</b>				<b>New Hybrid Snowberry</b>
Pink flowers followed by upright sprays of huge white berries. A great, needed improvement.				
1½ to 2 ft.....	.55	.40	.35	.....
2 to 3 ft.....	.70	.55	.45	.....
<b>SYRINGA amurensis japonica — 18'</b>				<b>Japanese Tree Lilac</b>
A well-shaped small tree with shiny, cherrylike bark and large leaves. Large creamy white flowers in June-July.				
3 to 4 ft.....	1.25	1.00	.....	.....
4 to 5 ft.....	1.60	1.35	.....	.....
5 to 6 ft.....	2.10	1.85	.....	.....
<b>chinensis (rothomagensis) — 10'</b>				<b>Chinese Lilac</b>
Graceful upright-spreading habit, excellent for hedge or border. Purple lilac flowers in late May and June.				
1½ to 2 ft.....	.65	.50	.40	.....
2 to 3 ft.....	.80	.65	.55	.....
3 to 3½ ft.....	.95	.80	.....	.....
<b>French Hybrids. Following named varieties — 10'</b>				
Also odds and ends of many other kinds. No list will be furnished—specify your color choice and we will do our best.				
<b>Belle de Nancy.</b> Double Pink.				
<b>Ludwig Spaeth.</b> Purple. 1½ to 2 ft., 2 to 3 ft. only.				
<b>Mme. Antoine Buchner.</b> Double Pink.				
<b>President Grevy.</b> Double Blue.				
1½ to 2 ft.....	1.05	.85	.....	.....
2 to 3 ft.....	1.30	1.10	.....	.....
3 to 4 ft.....	1.60	1.35	.....	.....
4 to 5 ft.....	2.00	1.75	.....	.....

All Cole's shrubs graded to AAN standards or better.



**SYRINGA — Continued**

	1-9 Each	10-29 Each	30-199 Each	200 Up Each
<b>Mixed Hybrids. Best sorts; names lost.</b>				
1½ to 2 ft.	.85	.70	.60	.....
2 to 3 ft.	1.00	.85	.75	.....
3 to 4 ft.	1.35	1.15	1.00	.....
4 to 5 ft.	1.75	1.50	.....	.....
<b>microphylla — 6'</b>				
<b>Littleleaf L. (Everblooming Daphne Lilac)</b>				
Broad low habit; small, somewhat crinkled leaves. A wealth of delightfully fragrant pinkish-lilac flowers in May and at intervals all summer.				
1½ to 2 ft.	.80	.65	.55	.....
2 to 3 ft.	.95	.80	.70	.....
3 to 4 ft.	1.20	1.00	.....	.....
<b>vulgaris — 15'</b>				
<b>Common Purple Lilac</b>				
The old fashioned, very fragrant purple lilac.				
1½ to 2 ft.	.65	.50	.40	.....
2 to 3 ft.	.75	.60	.50	.....
3 to 4 ft.	.90	.75	.65	.55
4 to 5 ft.	1.15	.95	.85	.80

**TAMARIX Summer Glow — 8'**

The finest variety we have seen. Lacy, silvery-blue foliage; tyrian rose flower spikes all summer. Good in dry soils, sun or part shade and for sea-shore planting.

1½ to 2 ft.	.65	.50	.40	.....
2 to 3 ft.	.75	.60	.50	.....
3 to 4 ft.	.90	.75	.65	.....
4 to 5 ft.	1.10	.95	.....	.....

**TEUCRIUM chamaedrys — 1'****Germander**

Lustrous, dark green leaves usually last all winter here. Bright lavender-pink flowers late summer. Excellent for edging beds, walks, pools—resembling dwarf Boxwood.

1 year field-grown, about 5 to 9"	.....	.25	.18	.16
2 year, extra heavy	.50	.35	.30	.25

**VACCINIUM (Hybrid) — 4'****Improved Large Fruiting Blueberry**

Our choice of Jersey, Pioneer, Rancocas, Rubel.

15 to 18 in. (10" Ball)	2.20	1.75	1.50	.....
1½ to 2 ft. (11" Ball)	2.75	2.25	2.00	.....
2 to 2½ ft. (12" Ball)	3.25	2.75	2.50	.....

**VIBURNUM burkwoodi — 7'****Burkwood Viburnum**

Vigorous semi-evergreen with glossy dark green leaves. Round, domed clusters of deliciously fragrant, blush-white flowers in mid-May. Large sizes have been sheared repeatedly to form dense plants. Own-root plants offered.

1½ to 2 ft.	1.20	1.00	.90	.....
2 to 3 ft.	1.55	1.30	1.15	.....
2½ to 3 ft. (13" Ball)	3.25	2.75	2.50	2.25
3 to 4 ft. (14" Ball)	4.10	3.60	3.25	3.00

**carlesi — 5'****Koreanspice Viburnum**

Light pink, deliciously fragrant flowers. Rounded habit. Wine-red fall color. Hardy and extremely popular. Except for the two largest grades, these are own-root plants.

15 to 18 in. (11" Ball)	2.75	2.25	2.00	.....
1½ to 2 ft. (12" Ball)	3.25	2.75	2.50	.....
2 to 2½ ft. (13" Ball)	4.10	3.60	3.25	.....
2½ to 3 ft. (14" Ball)	4.90	4.40	4.00	.....
3 to 3½ in. (15" Ball)	6.35	5.75	.....	.....

Nearly every item in this catalog is certified for shipment outside the Japanese Beetle Zone. You can't get the Beetle from Cole's.

	1-9 Each	10-29 Each	30-199 Each	200 Up Each
--	-------------	---------------	----------------	----------------

## VIBURNUM — Continued

**chenaulti — 6'****Chenault Viburnum**

New semi-evergreen hybrid similar to *V. burkwoodi*, but more compact. Highly promising. Own-root plants.

1½ to 2 ft. (11" Ball)	2.50	2.00	1.75	.....
2 to 2½ ft. (12" Ball)	2.75	2.25	2.00	.....
2½ to 3 ft. (13" Ball)	3.25	2.75	2.50	.....
3 to 4 ft. (14" Ball)	4.10	3.60	3.25	.....

**dentatum — 12'****Arrow-wood**

Vigorous, rapid grower in almost any soil, under many conditions. Dark blue fruit; glossy red fall leaf color.

1½ to 2 ft.	.....	.....	.35	.30
2 to 3 ft.	.70	.55	.45	.40
3 to 4 ft.	.85	.70	.60	.55
4 to 5 ft.	1.20	1.00	.85	.80
5 to 6 ft.	1.50	1.25	1.10	.....
6 to 8 ft.	2.00	1.60	1.40	.....

**dilatatum — 9'****Linden Viburnum**

Dense, compact habit; bright red fruit and fall foliage.

2 to 3 ft.	1.00	.85	.75	.....
------------	------	-----	-----	-------

**juddi****New Judd Viburnum**

An outstanding origination of Arnold Arboretum. Similar to *V. carlesi*, but smaller, with darker leaves and larger flowers. Own-root plants.

15 to 18 in. (11" Ball)	2.75	2.25	2.00	.....
1½ to 2 ft. (12" Ball)	3.25	2.75	2.50	.....
2 to 2½ ft. (13" Ball)	4.25	3.75	3.50	.....
2½ to 3 ft. (14" Ball)	5.50	5.00	.....	.....

**lantana — 12-15'****Wayfaring Tree**

Stout upright, with leathery wrinkled foliage, red in fall. Red fruit turns black. Stands dry soil.

2 to 3 ft.	.80	.65	.55	.....
3 to 4 ft.	.95	.80	.70	.....

**lentago — 20'****Nannyberry**

Dense, upright, strong growing. Long, shiny foliage, purplish-red in autumn. Flat white flowers, blue-black berries. Thrives in shade or sun.

2 to 3 ft.	.75	.60	.50	.....
3 to 4 ft.	.90	.75	.65	.....
4 to 5 ft.	1.20	1.00	.90	.....
5 to 6 ft.	1.70	1.35	1.15	1.00
6 to 8 ft.	2.00	1.60	1.40	1.25

**lobophyllum — 10'**

A real gem—new to the trade. Dark glossy foliage becomes dark red-brown in fall. Large white flowers in summer, followed by beautiful red fruit. Neat upright bush.

3 to 4 ft.	1.70	1.45	.....	.....
4 to 5 ft.	2.10	1.80	.....	.....

**opulus — 12'****European Cranberry-bush**

Dense, vigorous plant with lobed leaves, red in autumn. Prominent flat, white flowers; long-lasting red berries.

2 to 3 ft.	.85	.70	.60	.....
3 to 4 ft.	1.00	.85	.75	.....
5 to 6 ft.	1.50	1.15	1.00	.....
6 to 8 ft.	1.90	1.50	1.35	1.25

For your convenience in figuring loads, weights of earth balls are listed on inside back cover. Balling and burlapping costs are included in all evergreen prices.

	1-9 Each	10-29 Each	30-199 Each	200 Up Each
<b>VIBURNUM — Continued</b>				
<b>opulus nanum — 2'</b>	<b>Dwarf European Cranberry-bush</b>			
Another extremely dense, dwarf beauty for today's landscape. Reliably hardy, it does well in light shade and in wet or heavy soil.				
9 to 12 in.....	.95	.80	.70	.65
12 to 15 in.....	1.10	.95	.85	.80
<b>opulus sterile — 10'</b>	<b>Common Snowball</b>			
Profusion of white, ball-shaped flowers in May, June.				
1½ to 2 ft.....	.75	.60	.50	.....
2 to 3 ft.....	.90	.75	.65	.....
<b>prunifolium — 15'</b>	<b>Black Haw</b>			
Distinct, rugged appearance, upright with horizontal branches. Blue-black fruit; flat white flowers; fall color shining red.				
2 to 3 ft. ....	1.40	1.15	1.00	.....
3 to 4 ft. ....	1.70	1.45	.....	.....
4 to 5 ft.....	2.20	1.85	1.60	.....
5 to 6 ft.....	2.60	2.25	2.00	.....
<b>sieboldi — 15'</b>	<b>Siebold Viburnum</b>			
Splendid, long, dark-green lustrous foliage turns red in autumn. Creamy white flowers are followed by red to black berries.				
1½ to 2 ft.....	.85	.70	.60	.....
2 to 3 ft.....	1.00	.85	.75	.....
3 to 4 ft.....	1.40	1.15	1.00	.....
<b>tomentosum (var. rotundifolium) — 8'</b>	<b>Doublefile Viburnum</b>			
Cutting-grown strain of rounded, yet horizontal branching habit. Flat white flowers, bright red berries. Rounded leaves have good red fall color. Excellent, heavy material offered.				
2 to 3 ft.....	.90	.75	.65	.....
3 to 4 ft.....	1.15	.95	.85	.80
4 to 5 ft.....	1.50	1.25	1.15	.....
<b>t. grandiflora — 7'</b>	<b>Improved Japanese Snowball</b>			
Hardier, more vigorous than t. plicatum, with pure white "snowballs" in May and June.				
2 to 3 ft.....	1.85	1.50	.....	.....
3 to 4 ft.....	2.25	1.85	.....	.....
<b>trilobum — 12'</b>	<b>American Cranberry-bush</b>			
Handsome, hardy shrub with lobed leaves, deep red in fall. White flowers in late May; scarlet berries last into winter.				
1½ to 2 ft.....	.75	.60	.50	.....
2 to 3 ft.....	.90	.75	.65	.....
3 to 4 ft.....	1.10	.90	.80	.....
4 to 5 ft.....	1.40	1.15	1.00	.95
5 to 6 ft.....	2.00	1.60	1.40	.....
<b>WEIGELA Eva Rathke — 5'</b>				
Bright crimson flowers on long arching branches.				
2 to 3 ft.....	.75	.60	.50	.....
3 to 4 ft.....	.95	.80	.70	.....
<b>florida (rosea) — 8'</b>				
Strong upright growth. Profusion of deep pink flowers in June.				
2 to 3 ft.....	.70	.55	.45	.40
3 to 4 ft.....	.85	.70	.60	.50

**THE BEST HARDY RED WEIGELA**

**vaniceki (Newport Red) — 6'**

New, vigorous red-flowered Weigela, hardier and more shapely than older types. Loaded with flowers for a long period.

1½ to 2 ft.....	.....	.45	.40
2 to 3 ft.....	.80	.65	.50
3 to 4 ft.....	.95	.80	.70

# VINES AND GROUND COVERS

	1-9 Each	10-29 Each	30-199 Each	200 Up Each
<b>AMPELOPSIS</b> (see <i>Parthenocissus</i> )				
<b>CELASTRUS orbiculatus — 30'</b> <span style="float: right;"><b>Oriental Bittersweet</b></span>				
Lateral clusters of yellow and red berries. Profuse and dependable fruiter. Vigorous, hardy twining vine.				
2 year med. ....	.45	.30	.25	.20
2 year No. 1 .....	.50	.35	.30	.25
3 year heavy .....	.65	.50	.40	.35
<b>orbiculatus — Heavy Fruiting Strain</b>				
Cutting-grown from exceptionally heavy fruiting stock plants.				
2 year No. 1 .....	.65	.50	.40	.35
<b>scandens — 20'</b> <span style="float: right;"><b>American Bittersweet</b></span>				
Orange-red fruit in terminal bunches. Fast-growing, adaptable vine, widely used for bank-holding.				
2 year med. ....	.45	.30	.25	.20
2 year No. 1 .....	.50	.35	.30	.25
<b>EUONYMUS fortunei</b> varieties (Listed under Broadleaf Evergreens)				
<b>HEDERA helix</b> (Listed under Broadleaf Evergreens)				
<b>HYDRANGEA petiolaris — 50'</b> <span style="float: right;"><b>Climbing Hydrangea</b></span>				
Handsome, high-climbing vine, clinging by rootlike holdfasts. Large flat clusters of white flowers cover this in June. Particularly effective on brick or stone buildings and on trees.				
4" pots, 9 to 12 in., branched .....	1.50	1.25	1.00	.....
6" pots, 12 to 18 in., branched .....	2.00	1.75	1.50	.....
<b>LONICERA Gold Flame — 12'</b> <span style="float: right;"><b>Everblooming Honeysuckle</b></span>				
2 year med. ....	.65	.50	.40	.....
2 year No. 1 .....	.75	.60	.50	.....
<b>japonica halliana — 15'</b> <span style="float: right;"><b>Hall's Japanese Honeysuckle</b></span>				
Strong-growing, semi-evergreen with very fragrant, white to creamy yellow flowers in June. Excellent as a bank-holding ground cover and for screens or trellis.				
2 year med. ....	.40	.25	.18	.16
2 year No. 1 .....	.45	.30	.22	.20
<b>PARTHENOCISSUS tricuspidata lowi — 8'</b> <span style="float: right;"><b>Low's Japanese Creeper</b></span>				
Refined, slow-growing type with dainty, deeply-cut foliage, scarlet in autumn. Holds tenaciously to stone, brick, or cement block, creating a graceful tracery of design.				
2 year, 3" pots .....	1.20	1.00	.90	.....
<b>tricuspidata veitchi — 50'</b> <span style="float: right;"><b>Boston Ivy</b></span>				
Hardy, clinging vine, one of best for stone or brick. Brilliant red fall color.				
2 year med. ....	.60	.45	.35	.30
2 year No. 1 .....	.70	.55	.45	.40
<b>POLYGONUM auberti — 30'</b> <span style="float: right;"><b>Silver Lace Vine</b></span>				
Fastest growth. Foliage dense; fleecy-white flowers late summer.				
2 year No. 1 .....	.70	.55	.45	.40
2 year med. ....	.55	.40	.35	.....
<b>dwarf reynoutria — 10-12"</b> <span style="float: right;"><b>Dwarf Polygonum</b></span>				
Not a vine, but a vigorous, easily-grown ground cover. Red buds and deep pink flowers in late summer; gorgeous autumn leaf color. Aflame from late August to frost.				
Field-grown .....		.30	.23	.20



**Mme. Galen Hybrid Trumpet creeper**

	1-9 Each	10-29 Each	30-199 Each	200 Up Each
<b>CAMPSIS (Bignonia) Mme. Galen — 20'</b>				
<b>Hybrid Trumpet creeper</b>				
Large scarlet and orange flowers in big showy clusters.				
2 year med. ....	.75	.60	.50	.45
2 year No. 1 .....	.85	.70	.60	.55

**A VALUABLE COLE SPECIALTY**

	1-9 Each	10-29 Each	30-199 Each	200 Up Each
<b>PAEONIA officinalis rubra</b>				
In bloom for Decoration Day in most seasons. Free-flowering, very double, bright red. Fine cut flower.				
3 to 5 eye .....		.70	.60	.55
5 to 9 eye undivided clumps .....		1.00	.90	.85

**GROUND COVER AND BANK PLANTING**

Here are Cole's plants for your problem areas. Those with asterisk (\*) will tolerate shade. Nearly all are suitable for bank planting, therefore we have noted (GC) the better low ground covers, growing up to 2½ feet in height.

- |                                 |                                |
|---------------------------------|--------------------------------|
| *Aronia melanocarpa             | *Pachistima canbyi (GC)        |
| *Berberis thunbergi             | *Pachysandra terminalis (GC)   |
| *Celastrus species              | Physocarpus species            |
| *Clethra alnifolia              | Polygonum Reynoutria (GC)      |
| *Cornus stolonifera             | Rhus aromatica                 |
| *C. "Kelsey Dwarf" (GC)         | Robinia hispida                |
| Cotoneaster apiculata           | Rosa "Max Graf" (GC)           |
| *Diervilla sessilifolia         | Rosa rugosa                    |
| *Euonymus fortunei (GC)         | R. wichuriana (GC)             |
| *E. fort. coloratus (GC)        | Salix gracilistyla             |
| Forsythia Arnold Dwarf          | Spiraea macrothyrsa            |
| F. suspensa (true)              | *Symphoricarpos "Hancock" (GC) |
| *Hedera helix baltica (GC)      | *S. orbiculatus                |
| Hypericum Hidcote (GC)          | *Viburnum dentatum             |
| Juniper horizontalis vars. (GC) | *V. lentago                    |
| *Lonicera jap. halliana (GC)    | *V. trilobum                   |
| *Myrica pennsylvanica           | *Vinca minor and vars. (GC)    |

## NEEDLE EVERGREENS

Cole's evergreens are properly spaced and sheared to produce dense, symmetrical, colorful specimens. Our light soils produce a naturally fibrous root system that assures successful transplanting. All can be shipped outside the Japanese Beetle Zone.

Prices include a definitely superior job of balling, burlapping and securely rope-typing roots.

Approximate ball sizes are given for your guidance in estimating shipping weights. See inside back cover for ball weights.

	1-4 Each	5-24 Each	25-99 Each	100 Up Each
<b>CHAMAECYPARIS (Retinospora)</b>				
<b>pisifera magnifica — 15'</b>				
	<b>Magnificent Falsecypress</b>			
Excellent golden-foliage form with better winter color than other types. Well-sheared material.				
15 to 18 in. (10" Ball)	\$ 1.90	\$ 1.60		
1½ to 2 ft. (11" Ball)	2.15	1.85	\$ 1.60	
2 to 2½ ft. (12" Ball)	2.65	2.35	2.10	
2½ to 3 ft. (13" Ball)	3.35	3.00		
<b>p. plumosa aurea — 15'</b>				
	<b>Goldenplume Falsecypress</b>			
Golden yellow, finely textured foliage. Broad pyramid. These are dense, tightly sheared — will sell on sight.				
15 to 18 in. (10" Ball)	1.90	1.60	1.35	\$ 1.25
1½ to 2 ft. (11" Ball)	2.15	1.85	1.60	1.50
2 to 2½ ft. (12" Ball)	2.65	2.35	2.10	2.00
2½ to 3 ft. (13" Ball)	3.35	3.00	2.70	

### DWARF GOLDENPLUME FALSECYPRESS

#### p. plumosa compacta aurea — 5'

Flat-topped globes of gold with plenty of sales appeal. Mature plants become somewhat conical, as broad as high. A "natural" in fall season, when color is at its peak.

9 to 12 in. spread (10" Ball)	1.90	1.60	1.35	1.25
12 to 15 in. spread (11" Ball)	2.15	1.85	1.60	1.50
15 to 18 in. spread (12" Ball)	2.55	2.25	2.00	1.90
1½ to 2 ft. spread (13" Ball)	3.10	2.75	2.50	
2 yr. trans. (LOS)			.40	.35

#### p. plumosa Gold Dust — 12'

#### New Golden Cypress

A bright new color. More intense yellow in summer.

12 to 15 in. (10" Ball)	1.80	1.50	1.25	
15 to 18 in. (10" Ball)	2.05	1.75	1.50	
1½ to 2 ft. (11" Ball)	2.40	2.10	1.85	
2 to 2½ ft. (12" Ball)	3.20	2.85		

#### JUNIPERUS chinensis Armstrongi — 4'

#### Armstrong Compact Juniper

The finest new spreader we have seen. Bright green, entirely adult foliage is naturally compact, remains dense with practically no trimming. Small enough to use under low windows in today's homes.

15 to 18 in. spread (11" Ball)	3.00	2.65	2.40	
1½ to 2 ft. spread (12" Ball)	3.70	3.30	3.00	2.85
2 to 2½ ft. spread (13" Ball)	4.25	3.85	3.50	3.35
2 yr. TT (LOS)			.45	.40
3 yr. TT (LOS)			.55	.50

### NOTICE

We cannot box balled evergreen for shipment, under any circumstances, but can often arrange for truck delivery of small orders. Please inquire.



**SPREADING JUNIPERS**—Compact Andorra in center; Andorra, Pfitzers and Hetzi to the left. Quality is tops and price is right.

**JUNIPERUS — Continued**

	1-4 Each	5-24 Each	25-99 Each	100 Up Each
<b>c. columnaris glauca — 20'</b>	<b>Silver Column Chinese Juniper</b>			
Narrow column of blue-gray foliage. Compact, fast growth.				
2 to 2½ ft. (12" Ball).....	3.35	3.00	.....	.....
2½ to 3 ft. (13" Ball).....	4.00	3.60	3.25	.....
3 to 3½ ft. (14" Ball).....	4.50	4.10	3.75	.....
3½ to 4 ft. (15" Ball).....	5.50	5.00	4.50	.....
4 to 5 ft. (17" Ball).....	6.00	.....	.....	.....
<b>c. pfitzeriana — 5'</b>	<b>Pfitzer Juniper</b>			
Popular, broad, full type; feathery grayish-green foliage. The most practical spreader for larger buildings, parks and older homes.				
15 to 18 in. spread (11" Ball).....	2.80	2.50	2.25	.....
1½ to 2 ft. spread (12" Ball).....	3.35	3.00	2.75	.....
2 to 2½ ft. spread (13" Ball).....	4.00	3.60	3.25	3.10
2½ to 3 ft. spread (14" Ball).....	5.00	4.40	4.00	.....
3 to 3½ ft. spread (15" Ball).....	6.00	5.50	.....	.....
<b>c. pfitzeriana plumosa — 2½'</b>	<b>Plume Compact Juniper</b>			
Low, dense, steel-blue type with plummy juvenile foliage. Would serve as a compact, fast-growing substitute for J. sargentii, being similar in appearance. Truly a worthwhile variety.				
15 to 18 in. spread (11" Ball).....	2.95	2.60	2.35	2.25
1½ to 2 ft. spread (12" Ball).....	3.70	3.30	3.00	.....
2 to 2½ ft. spread (13" Ball).....	4.25	3.85	3.50	.....
2½ to 3 ft. spread (14" Ball).....	5.25	4.75	.....	.....
<b>c. pfitzeriana Silver Blue — 6'</b>	<b>Silver Blue Pfitzer Juniper</b>			
Rich silver blue color throughout, much bluer than J. hetzi. Rapid, compact growth. A best seller on sales lots.				
15 to 18 in. spread (11" Ball).....	2.95	2.60	2.35	.....
1½ to 2 ft. spread (12" Ball).....	3.70	3.30	3.00	.....
2 to 2½ ft. spread (13" Ball).....	4.25	3.85	3.50	.....
2½ to 3 ft. spread (14" Ball).....	5.25	4.75	.....	.....
<b>communis hibernica — 6'</b>	<b>Irish Juniper</b>			
Extremely narrow column of blue-green foliage. Plants offered are dense, sheared material, sure to please.				
1½ to 2 ft. (11" Ball).....	2.05	1.75	1.50	.....
2 to 2½ ft. (12" Ball).....	2.40	2.10	1.85	.....
2½ to 3 ft. (13" Ball).....	2.80	2.50	2.25	.....

---

Nearly every item in this catalog is certified for shipment outside the Japanese Beetle Zone. You can't get the Beetle from Cole's.

	1-4 Each	5-24 Each	25-99 Each	100 Up Each
<b>JUNIPERUS — Continued</b>				
<b>excelsa stricta — 4'</b>	<b>Spiny Greek Juniper</b>			
15 to 18 in. (11" Ball).....	2.55	2.25	2.00	.....
1½ to 2 ft. (12" Ball).....	3.10	2.75	2.50	.....
<b>glauca hetzi — 7'</b>	<b>Hetz Blue Juniper</b>			
Fast-growing blue spreader, more upright than Pfitzer. A reasonably priced, best seller for garden store and landscape use.				
15 to 18 in. (11" Ball).....	2.65	2.35	2.10	.....
1½ to 2 ft. (12" Ball).....	3.10	2.75	2.50	2.40
2 to 2½ ft. (13" Ball).....	3.70	3.30	3.00	.....
<b>horizontalis — 1'</b>	<b>Creeping Juniper</b>			
Procumbent branches; green needles. Valuable ground cover.				
1½ to 2 ft. (12" Ball).....	3.35	3.00	.....	.....
<b>h. douglasi — 1'</b>	<b>Waukegan Creeping Juniper</b>			
Trailing form with steely-blue foliage. Good ground cover.				
1½ to 2 ft. (12" Ball).....	3.35	3.00	.....	.....
2 to 2½ ft. (13" Ball).....	4.00	3.60	.....	.....
<b>h. plumosa — 2'</b>	<b>Andorra Purple Creeping Juniper</b>			
Feathery, bright green foliage, turning purple in fall. We offer compact, sheared plants of this distinctive form.				
15 to 18 in. (11" Ball).....	2.80	2.50	2.25	.....
1½ to 2 ft. (12" Ball).....	3.35	3.00	2.75	2.60
2 to 2½ ft. (13" Ball).....	4.00	3.60	3.25	3.10
2½ to 3 ft. (14" Ball).....	5.00	4.50	.....	.....
<b>h. plumosa compacta — 2'</b>	<b>Compact Andorra Juniper</b>			
New, worthwhile form of above. Andorra color with dense, rounded shape like that of Compact Pfitzer.				
15 to 18 in. (11" Ball).....	3.10	2.75	2.50	.....
1½ to 2 ft. (12" Ball).....	3.70	3.30	3.00	.....
<b>sabina — 4'</b>	<b>Savin Juniper</b>			
Low-growing vase-shaped type that does well even in limestone areas.				
1½ to 2 ft. (12" Ball).....	3.10	2.75	2.50	.....
2 to 2½ ft. (13" Ball).....	3.70	3.30	3.00	.....
<b>virginiana canaerti — 20'</b>	<b>Canaert Redcedar</b>			
Compact pyramidal type with dark green, adult foliage.				
2 to 2½ ft. (12" Ball).....	3.35	3.00	.....	.....
2½ to 3 ft. (13" Ball).....	4.00	3.60	3.25	.....
3 to 3½ ft. (14" Ball).....	4.50	4.10	3.75	.....
<b>v. glauca — 20'</b>	<b>Silver Redcedar</b>			
Narrow column of silvery-blue foliage. Stands shearing well.				
2 to 2½ ft. (12" Ball).....	3.35	3.00	.....	.....
2½ to 3 ft. (13" Ball).....	4.00	3.60	3.25	.....
3 to 3½ ft. (14" Ball).....	4.50	4.10	.....	.....
<b>v. keteleeri — 15'</b>	<b>Keteleer Redcedar</b>			
Dense, deep green foliage. Compact, broad type.				
2 to 2½ ft. (12" Ball).....	3.35	3.00	.....	.....
2½ to 3 ft. (13" Ball).....	4.00	3.60	3.25	.....
3 to 3½ ft. (14" Ball).....	4.50	4.10	3.75	.....
3½ to 4 ft. (15" Ball).....	5.50	.....	.....	.....
<b>v. pyramidiformis (Dundee) — 18'</b>	<b>Purple Pyramid Juniper</b>			
Compact column. Grayish green foliage, plum color in fall.				
2 to 2½ ft. (12" Ball).....	3.35	3.00	.....	.....
2½ to 3 ft. (13" Ball).....	4.00	3.60	3.25	.....
3 to 3½ ft. (14" Ball).....	4.50	4.10	3.75	.....

For your convenience in figuring loads, weights of earth balls are listed on inside back cover. Balling and burlapping costs are included in all evergreen prices.



1-4      5-24      25-99      100 Up  
Each      Each      Each      Each

**PICEA abies nidiformis — 2½'** **Nest Norway Spruce**  
A fascinating type, low and rounded, with a definitely flat top.

9 to 12 in. (10" Ball).....	3.60	3.25	.....	.....
12 to 15 in. (11" Ball).....	4.15	3.75	.....	.....
15 to 18 in. (12" Ball).....	5.00	4.50	.....	.....

**PINUS strobus — 70'** **White Pine**  
This graceful, soft-green foliaged tree is undoubtedly our finest ornamental Pine. Can be easily pruned to remain relatively small for many years.

3 to 4 ft. (14" Ball).....	7.35	6.60	6.00	.....
4 to 5 ft. (16" Ball).....	10.90	9.90	9.00	.....

**TAXUS baccata repandens — 2½'** **Spreading English Yew**  
The hardiest English Yew, and distinct in its low, drooping habit.

15 to 18 in. (11" Ball).....	4.50	4.10	.....	.....
1½ to 2 ft. (12" Ball).....	5.75	5.25	.....	.....

**cuspidata — 6'** **Spreading Japanese Yew**  
Most popular and useful bushy, spreading yew. Our stock is well sheared.

15 to 18 in. (11" Ball).....	4.25	3.85	3.50	.....
1½ to 2 ft. (12" Ball).....	5.50	5.00	4.50	.....
2 to 2½ ft. (13" Ball).....	6.60	6.00	5.50	.....
2½ to 3 ft. (14" Ball).....	8.75	8.00	.....	.....
3 to 3½ ft. (16" Ball).....	13.50	.....	.....	.....
3½ to 4 ft. (17" Ball).....	16.50	.....	.....	.....
4 to 4½ ft. (18" Ball).....	20.00	.....	.....	.....
6 to 7 ft. specimens (30" Ball).....	55.00	.....	.....	.....
7 to 8 ft. specimens (33" Ball).....	65.00	.....	.....	.....
8 to 10 ft. specimens (36" Ball).....	75.00	.....	.....	.....
12 to 18 in., 4 yr. TT (LOS).....	.....	.....	.85	.75

**c. capitata — 15'** **Upright Japanese Yew**  
The favorite upright form—broadly pyramidal when older. Useful for hedging, specimen or accent.

2 to 2½ ft. (13" Ball).....	6.65	6.00	.....	.....
2½ to 3 ft. (14" Ball).....	8.50	7.70	7.00	.....
3 to 3½ ft. (15" Ball).....	10.85	9.85	9.00	.....
3½ to 4 ft. (16" Ball).....	13.75	12.50	.....	.....
4 to 4½ ft. (17" Ball).....	18.50	16.00	.....	.....
4½ to 5 ft. (18" Ball).....	21.00	.....	.....	.....
6 to 7 ft. (22" Ball).....	32.00	.....	.....	.....
2½ to 3 ft. XX Broad (15" Ball).....	10.85	9.85	.....	.....
3 to 3½ ft. XX Broad (16" Ball).....	13.75	12.50	.....	.....
3½ to 4 ft. XX Broad (17" Ball).....	18.50	16.00	.....	.....
5 to 6 ft. specimens (26" Ball).....	40.00	.....	.....	.....
7 to 8 ft. specimens (33" Ball).....	60.00	.....	.....	.....
8 to 9 ft. specimens (36" Ball).....	75.00	.....	.....	.....
9 to 10 ft. specimens (38" Ball).....	90.00	.....	.....	.....
12 to 18 in., 4 yr. TT (LOS).....	.....	.....	.95	.85

**c. Cole's Globe — 5'**  
Interesting new, dense, slow-growing spreader. Foliage deep green, but new growth is bronzy.

12 to 15 in. (11" Ball).....	3.10	2.75	2.50	.....
------------------------------	------	------	------	-------

**c. columnaris (Adams) — 15'** **Columnar Japanese Yew**  
Upright type, usually with several leaders. Excellent for hedge use.

3 to 3½ ft. (15" Ball).....	9.10	8.25	7.50	.....
-----------------------------	------	------	------	-------

**c. densa — 2'** **Cushion Japanese Yew**  
Described as a "Dwarf, compact form with upright ascending branches, becoming a broad conical bush, higher than broad." We're not certain of the naming, but bought the liners as t. densa, and our plants fit the description.

10 to 12 in. (11" Ball).....	3.35	3.00	2.75	.....
12 to 15 in. (12" Ball).....	4.25	3.85	3.50	.....
15 to 18 in. (13" Ball).....	5.50	5.00	4.50	.....

	1-4 Each	5-24 Each	25-99 Each	100 Up Each
<b>TAXUS Continued</b>				
<b>c. intermedia — 4'</b>	<b>Intermediate Japanese Yew</b>			
Well-filled, uniform type with dark green foliage. A shapely, easily maintained variety.				
15 to 18 in. (11" Ball).....	4.25	3.85	3.50	.....
1½ to 2 ft. (12" Ball).....	5.50	5.00	4.50	.....
2 to 2½ ft. (13" Ball).....	7.00	6.30	5.75	.....
<b>c. ovata — 10'</b>	<b>Ovata Japanese Yew</b>			
A fine new columnar variety, upright-cylindrical, with rich green leaves. Said to be a good fruiter. We like this one very much.				
15 to 18 in. (11" Ball).....	4.25	3.85	3.50	3.30
<b>c. wilsoni — 6'</b>	<b>Wilson's Japanese Yew</b>			
Of uncertain origin, but certainly a worthwhile type. Plants are compact, very dark green; taller than broad, vase-shaped when young and becoming rounder with age. Your customers will like this one.				
15 to 18 in. (11" Ball).....	4.25	3.85	3.50	3.30
1½ to 2 ft. (12" Ball).....	5.50	5.00	4.50	4.30
<b>media browni — 4'</b>	<b>Browns Anglojap Yew</b>			
Compact and rounded, with fine-textured, dark green foliage.				
15 to 18 in. (11" Ball).....	5.00	4.40	4.00	.....
1½ to 2 ft. (12" Ball).....	6.00	5.50	5.00	.....
2 to 2½ ft. (13" Ball).....	7.30	6.60	.....	.....
<b>m. cliftoni — 2½'</b>	<b>Clifton Anglojap Yew</b>			
Slow growing, compact type with short, twisted bright green needles.				
15 to 18 in. (11" Ball).....	5.00	4.40	4.00	.....
1½ to 2 ft. (12" Ball).....	6.00	5.50	5.00	.....
<b>m. densiformis — 4'</b>	<b>New Intermediate Yew</b>			
An improved, dense and very handsome intermedia type.				
15 to 18 in. (11" Ball).....	5.00	4.40	4.00	.....
<b>media hatfieldi — 8-10'</b>	<b>Hatfield Yew</b>			
Dense, dark green upright form; broader than Hicks, and slower growing.				
15 to 18 in. (11" Ball).....	4.00	3.60	3.25	.....
1½ to 2 ft. (12" Ball).....	5.25	4.75	4.25	.....
2 to 2½ ft. (13" Ball).....	6.35	5.75	5.25	.....
2½ to 3 ft. (14" Ball).....	8.35	7.50	.....	.....
<b>m. hicksi — 10'</b>	<b>Hicks Yew</b>			
Narrow columns of rich glossy green. Sheared plants offered.				
15 to 18 in. (11" Ball).....	3.70	3.30	3.00	2.85
1½ to 2 ft. (12" Ball).....	5.00	4.40	4.00	3.80
2 to 2½ ft. (13" Ball).....	6.00	5.50	5.00	.....
2½ to 3 ft. (14" Ball).....	7.75	7.00	.....	.....
3 to 3½ ft. (15" Ball).....	10.00	9.00	.....	.....
2 to 2½ ft. XX Broad (15" Ball).....	9.40	8.50	.....	.....
2½ to 3 ft. XX Broad (16" Ball).....	11.75	10.50	.....	.....
3 to 3½ ft. XX Broad (17" Ball).....	16.50	.....	.....	.....
12 to 18 in., 4 yr. TT (LOS).....	.....	.....	.85	.75

### WHY BETTER SHRUBS?

Because Cole's shrubs are "normal grown" under Lake Erie Climatic conditions. They aren't forced by big doses of fertilizer, consequently have full tops with body and substance, plenty of spreading, fibrous roots. Long, cool fall seasons mean they are properly ripened for your transplanting success.

		1-4 Each	5-24 Each	25-99 Each	100 Up Each
<b>THUJA occidentalis elegantissima — 20'</b>					
	<b>Goldtip Arborvitae</b>				
Compact pyramid, as broad as Dark Green American. Foliage rich lustrous green tipped with gold. A best-seller spring and fall.					
1½ to 2 ft. (10" Ball)		2.55	2.25	2.00	.....
2 to 2½ ft. (11" Ball)		3.10	2.75	2.50	.....
2½ to 3 ft. (12" Ball)		3.70	3.30	3.00	.....
3 to 3½ ft. (13" Ball)		4.25	3.85	.....	.....
<b>o. nigra — 20'</b>					
	<b>Dark Green Arborvitae</b>				
Dense, dark green all year. Broader than pyramidalis, and holds color better. These are full, fat, sheared beauties.					
2 to 2½ ft. (11" Ball)		2.55	2.25	2.00	1.90
2½ to 3 ft. (12" Ball)		3.10	2.75	2.50	2.40
3 to 3½ ft. (13" Ball)		3.70	3.30	3.00	2.85
3½ to 4 ft. (14" Ball)		4.25	3.85	3.50	3.30
4 to 5 ft. (15" Ball)		5.25	4.75	4.25	.....
5 to 6 ft. (16" Ball)		6.65	6.00	.....	.....
<b>o. pyramidalis — 25'</b>					
	<b>Pyramidal Arborvitae</b>				
Narrow, spire-shaped, bright green type. Always popular. Your customers will like our sheared specimen plants.					
2 to 2½ ft. (11" Ball)		2.55	2.25	2.00	1.90
2½ to 3 ft. (12" Ball)		3.10	2.75	2.50	2.40
3 to 4 ft. (13" Ball)		3.70	3.30	3.00	2.85
4 to 5 ft. (14" Ball)		5.00	4.40	4.00	3.80
5 to 6 ft. (15" Ball)		6.00	5.50	5.00	.....
<b>o. shermani — 15'</b>					
	<b>New Wintergreen Arborvitae</b>				
Holds a good green color over winter, even in the plains states. Looks like T. nigra, but grows a bit slower.					
2 to 2½ ft. (11" Ball)		2.80	2.50	.....	.....
2½ to 3 ft. (12" Ball)		3.35	3.00	2.75	.....
3 to 4 ft. (13" Ball)		4.00	3.60	3.25	.....
4 to 5 ft. (15" Ball)		5.50	5.00	4.50	.....
<b>o. wareana — 12'</b>					
	<b>Ware or Siberian Arborvitae</b>				
Broad pyramid with steel-green foliage. Preferred by many landscapers.					
1½ to 2 ft. (10" Ball)		2.55	2.25	.....	.....
2 to 2½ ft. (11" Ball)		3.10	2.75	2.50	.....
<b>o. woodwardi — 4'</b>					
	<b>Woodward Globe Arborvitae</b>				
Compact, bushy globe, a little broader than tall. Good color.					
12 to 15 in. (10" Ball)		2.05	1.75	1.50	.....
15 to 18 in. (11" Ball)		2.40	2.10	1.85	1.75
1½ to 2 ft. (12" Ball)		2.80	2.50	2.25	.....
<b>orientalis Rochester Strain</b>					
	<b>Rochester Oriental Arborvitae</b>				
A superior, hardy strain from Rochester, N. Y. Excellent for screen, wind-break, etc., and stands severe shearing.					
2 to 2½ ft. (11" Ball)		2.30	2.00	1.75	1.65
2½ to 3 ft. (12" Ball)		2.80	2.50	2.25	2.15

**NOTICE**

We cannot box balled evergreen for shipment, under any circumstances, but can often arrange for truck delivery of small orders. Please inquire.



**TSUGA CANADENSIS**—Hemlock. Two beautiful blocks of these specimens to choose from. Silty soil holds a good ball.

	1-4 Each	5-24 Each	25-99 Each	100 Up Each
<b>TSUGA canadensis — 75'</b>				
Compact, tightly sheared pyramids, with distinct leaders. Grown in loamy, good balling soil. They don't come any better.				
1½ to 2 ft. (11" Ball)	3.70	3.30	3.00	.....
2 to 2½ ft. (12" Ball)	4.25	3.85	3.50	3.35
2½ to 3 ft. (13" Ball)	5.00	4.40	4.00	3.80
3 to 3½ ft. (14" Ball)	5.65	5.15	4.65	4.40
3½ to 4 ft. (15" Ball)	6.50	6.00	5.50	5.25
4 to 4½ ft. (16" Ball)	8.20	7.45	6.75	.....
4½ to 5 ft. (17" Ball)	9.75	8.80	.....	.....
5 to 6 ft. (18" Ball)	12.25	11.00	.....	.....
7 to 8 ft. (24" Ball)	28.00	.....	.....	.....
8 to 10 ft. (28" Ball)	35.00	32.00	.....	.....
10 to 12 ft. (32" Ball)	42.00	.....	.....	.....
<b>caroliniana — 50'</b>				
Compact, graceful, pyramidal tree, somewhat slower than the above.				
2 to 2½ ft. (12" Ball)	5.50	5.00	.....	.....
2½ to 3 ft. (13" Ball)	6.30	5.75	.....	.....
3 to 3½ ft. (14" Ball)	7.50	6.75	.....	.....
3½ to 4 ft. (15" Ball)	8.75	8.00	.....	.....
14 to 16 ft. specimens (36" Ball)	110.00	100.00	.....	.....

### TRUCKLOADS

For your convenience in figuring loads, weights of earth balls are listed on inside back cover. Balling and burlapping costs are included in all evergreen prices.

# BROADLEAF EVERGREENS

Prices include a definitely superior job of balling, burlapping and securely roping roots.

Approximate ball sizes are given for your guidance in estimating shipping weights. See inside back cover for ball weights.

All can be shipped outside the Japanese Beetle Zone.

1-4      5-24      25-99      100 Up  
Each      Each      Each      Each

**ABELIA grandiflora — 3'** **Glossy Abelia**  
Choice arching-spreading evergreen with bright glossy foliage. Pinkish-lilac flowers produced all summer. Tops may kill back in a severe winter.

1½ to 2 ft. (11" Ball).....	\$ 2.30	\$ 2.00	\$ 1.75	
2 to 2½ ft. (12" Ball).....	2.80	2.50		

**DAPHNE cneorum — 1'** **Rose Daphne**  
Low, mounded. Fragrant garlands of rosy-pink flowers, in May and at intervals all summer.

6 to 9 in. B&B.....	1.90	1.60	1.35	\$ 1.25
9 to 12 in. B&B.....	2.15	1.85	1.60	1.50
12 to 15 in. B&B.....	2.55	2.25	2.00	
15 to 18 in. B&B.....	3.10	2.75	2.50	
1½ to 2 ft. B&B.....	4.00	3.60	3.25	

**EUONYMUS fortunei (acutus). Creeper or Vine.** **Wintercreeper**

Lowest-growing of the evergreen wintercreepers, this gem is seldom over 6 inches high as a ground cover. Small deep green foliage is exceedingly handsome. Can also be grown as a very effective vine.

9 to 15 in. Field Trans. ....		.30	.25	.22
-------------------------------	--	-----	-----	-----

**f. coloratus** **Purpleleaf Wintercreeper**

Leaves quite large, purplish fall and winter. An excellent ground cover, building up to about 12 inches, or will climb to 8 or 10 feet on support.

10 to 15 in., Field Trans. ....		.30	.25	.21
(300 or more, \$0.18 each)				
1½ to 2 ft., 3 year.....	.80	.65	.55	

**f. erecta — 3'** **Upright Wintercreeper**

Dense, bushy growth. Small, glossy, dark green leaves. Fine hedge plant, either tightly sheared or grown informally. This is the Berryhill strain.

12 to 15 in., bushy.....	.70	.55	.45	.40
15 to 18 in., bushy.....	.85	.70	.60	.55

**f. radicans "Sarcoxie" — 3½-4'** **New Upright Euonymus**

New, distinct hardy type, forming a dense, relatively narrow column. Leaves glossy, thick, about one inch long, hold their good color all winter. This is a truly outstanding introduction.

15 to 18 in. Bare Root.....	1.60	1.40	1.25	1.15
1½ to 2 ft. (11" Ball).....	2.80	2.50	2.25	2.15
2 to 2½ ft. (12" Ball).....	3.70	3.30	3.00	
2½ to 3 ft. (13" Ball).....	5.00	4.50		
3 to 3½ ft. (14" Ball).....	6.00	5.50		

**f. vegetus — 4'** **Bigleaf Wintercreeper**

Thick, leathery, round leaves. Colorful orange fruits in profusion. Will grow as a bush, vine or creeper.

9 to 12 in., 2 yr. field.....	.75	.60	.50	.45
12 to 15 in., 2 yr. field.....	.90	.75	.65	.60
15 to 18 in., 2 yr. field.....	1.20	1.00	.90	.85

The following are spaced, lightly trimmed.

15 to 18 in. (10" Ball).....	2.30	2.00	1.75	1.65
1½ to 2 ft. (11" Ball).....	2.80	2.50	2.25	2.15
2 to 2½ ft. (12" Ball).....	3.70	3.30	3.00	

	1-4 Each	5-24 Each	25-99 Each	100 Up Each
<b>HEDERA helix baltica.</b>	<b>Hardy Baltic English Ivy</b>			
One of the best evergreen vines or ground covers. Small-leaved form hardy through 25 of our severe winters.				
2¼ in. pots ..... (300 or more, \$0.16 each)		.30	.25	.20
3 in. pots, heavy tops.....		.45	.40	.32

	<b>Upright Japanese Holly</b>			
<b>ILEX crenata Cole's Hardy Type — 8'</b>				
Dense branched pyramidal form; may be trimmed in formal shapes or hedges. Cole's strain has been winter hardy here for 25 years, while common crenata has been repeatedly killed.				
<b>The following are sheared, heavy material.</b>				
2 to 2½ ft. (13" Ball).....	4.25	3.85	3.50	3.30
2½ to 3 ft. (14" Ball).....	5.25	4.75	4.25	4.00
3 to 3½ ft. (15" Ball).....	6.00	5.50	5.00	4.75
3½ to 4 ft. (16" Ball).....	7.25	6.60	6.00	5.60
4 to 4½ ft. (17" Ball).....	9.10	8.25	7.50	.....
4½ to 5 ft. (18" Ball).....	11.00	9.90	9.00	.....
5 to 5½ ft. (19" Ball).....	15.00	.....	.....	.....

<b>Following are lightly trimmed, well-shaped.</b>				
2 to 2½ ft. (12" Ball).....	3.35	3.00	2.75	2.60
2½ to 3 ft. (13" Ball).....	4.10	3.70	3.35	3.20
3 to 3½ ft. (14" Ball).....	4.90	4.40	4.00	3.80
3½ to 4 ft. (15" Ball).....	5.90	5.35	4.85	4.60
4 to 4½ ft. (16" Ball).....	7.00	6.35	5.75	.....

<b>c. convexa (bullata) — 3'</b>	<b>Convexleaf Japanese Holly</b>			
Compact, hardy shrub, wider than tall. Small, shiny, curved leaves. Can be sheared readily.				
10 to 12 in. (9" Ball).....	2.30	2.00	1.75	1.65
12 to 15 in. (10" Ball).....	2.65	2.35	2.10	2.00
15 to 18 in. (11" Ball).....	3.35	3.00	2.75	2.60
1½ to 2 ft. (12" Ball).....	4.50	4.10	3.75	3.50
2 to 2½ ft. (13" Ball).....	6.60	6.00	5.50	.....

<b>c. hetzi — 3½'</b>	<b>Heitz Japanese Holly</b>			
Leaves curved, glossy, larger than convexa. Seems to be hardier than convexa and is certainly a handsome plant overall.				
15 to 18 in. (11" Ball).....	3.35	3.00	2.75	.....
1½ to 2 ft. (12" Ball).....	4.00	3.60	3.25	3.00
2 to 2½ ft. (13" Ball).....	5.50	5.00	4.50	4.25

<b>c. rotundifolia — 5'</b>	<b>Roundleaf Japanese Holly</b>			
Lustrous green, rounded leaves; dense, compact globes. An outstanding hardy sales yard item, very reliable in midwest.				
12 to 15 in. (10" Ball).....	2.55	2.25	2.00	1.90
15 to 18 in. (11" Ball).....	3.10	2.75	2.50	2.35
1½ to 2 ft. (12" Ball).....	3.70	3.30	3.00	2.85
2 to 2½ ft. (13" Ball).....	5.25	4.75	4.25	4.00

<b>c. Stokes — 18" (Plant Pat. No. 887)</b>	<b>Stokes Japanese Holly</b>			
Extremely compact, dwarf form; low and rounded, with dark glossy leaves. Hardier than helleri.				
9 to 12 in. (10" Ball).....	3.10	2.75	2.50	.....
12 to 15 in. (11" Ball).....	4.00	3.60	3.25	.....

**NOTICE**

We cannot box balled evergreen for shipment, under any circumstances, but can often arrange for truck delivery of small orders. Please inquire.

	1-4 Each	5-24 Each	25-99 Each	100 Up Each
<b>ILEX — Continued</b>				
<b>glabra — 5'</b>				
<b>Inkberry Holly</b>				
Rounded, compact shape. Glossy dark green leaves. Blue-black berries. Good in shade or sun and wet places. Extremely useful and hardy.				
15 to 18 in. (11" Ball)	2.55	2.25	2.00	1.90
1½ to 2 ft. (12" Ball)	3.10	2.75	2.50	2.35
2 to 2½ ft. (13" Ball)	3.70	3.30	3.00	2.85
2½ to 3 ft. (14" Ball)	4.90	4.40	4.00	.....
<b>opaca — 20'</b>				
<b>American Holly</b>				
The well-known, red-berried American Christmas Holly. Not available in sexed plants.				
2 to 2½ ft. (13" Ball)	4.25	3.85	.....	.....
2½ to 3 ft. (14" Ball)	5.25	4.75	.....	.....
3 to 3½ ft. (15" Ball)	6.75	6.00	.....	.....
<b>LEUCOTHOE catesbaei — 3'</b>				
<b>Drooping Leucothoe</b>				
Glossy, dark green leaves turn bronzy in fall. Waxy-white flowers under the gracefully arching branches.				
12 to 15 in. (10" Ball)	2.80	2.50	.....	.....
15 to 18 in. (11" Ball)	3.35	3.00	.....	.....
1½ to 2 ft. (12" Ball)	4.40	4.00	.....	.....
<b>MAHONIA aquifolium — 4'</b>				
<b>Oregon Hollygrape</b>				
Upright with glossy, holly-like leaves. Yellow flowers in May; blue berries late summer and fall. Stands shade, dry places.				
15 to 18 in. (11" Ball)	2.65	2.35	2.10	.....
1½ to 2 ft. (12" Ball)	3.20	2.85	2.60	.....
2 to 2½ ft. (13" Ball)	4.00	3.60	.....	.....
<b>PACHYSANDRA terminalis — 10'</b>				
<b>Japanese Spurge</b>				
Evergreen ground cover, excellent for partial shade.				
2 year, strong	.....	.25	.18	.14
(300 or more, \$0.12 each)				
2½ in. pots	.....	.30	.25	.18
(300 or more, \$0.16 each)				
<b>PACHISTIMA canbyi — 1'</b>				
<b>Canby Pachistima</b>				
Low, dense mass of fine foliage. Splendid for ground cover or foreground of foundation plantings. Good in shade.				
6 to 9 in. Bare Root	.80	.65	.55	.50
9 to 12 in. Bare Root	1.00	.85	.75	.70
9 to 12 in. B&B	2.05	1.75	1.50	1.40
<b>PIERIS japonica — 6'</b>				
<b>Japanese Andromeda</b>				
Handsome shiny dark green foliage; pendulous white flower clusters.				
12 to 15 in. (10" Ball)	2.80	2.50	.....	.....
15 to 18 in. (10" Ball)	3.60	3.25	.....	.....
3 to 4 ft. specimens (15" Ball)	16.00	.....	.....	.....
<b>PYRACANTHA coccinea lalandi — 8-10'</b>				
<b>Cole Erect Firethorn</b>				
New, hardy, deep green strain of upright habit. Fruits heavily, even when young, with large clusters of bright orange berries. Positively the finest Firethorn for our area.				
15 to 18 in., gal. cans	2.00	1.70	1.50	1.40
1½ to 2 ft., gal. cans	2.50	2.20	2.00	1.90
2 to 3 ft. (13" Ball)	4.50	4.10	3.75	.....
<b>c. Runyani — 6'</b>				
<b>Runyan Firethorn</b>				
New broad, dense variety with orange-red fruit. Developed by the late C. R. Runyan of Cincinnati's Spring Grove Cemetery.				
2 to 2½ ft. (14" Ball)	4.50	4.10	.....	.....

For your convenience in figuring loads, weights of earth balls are listed on inside back cover. Balling and burlapping costs are included in all evergreen prices.

	1-4 Each	5-24 Each	25-99 Each	100 Up Each
<b>RHODODENDRON carolinianum — 6'</b>				
Lovely small-leaved species with pale rose flowers. Heavy specimens.				
2 to 3 ft. (14" Ball).....	9.00			
3 to 4 ft. (15" Ball).....	12.00			
<b>catawbiense — 8'</b>				
Lilac-purple flowers in early summer.				
2 to 3 ft. (13" Ball).....	6.00	5.50		
3 to 4 ft. (14" Ball).....	8.00			
4½ to 5 ft. (16" Ball).....	14.00			
<b>hybrids — Lavender and pink varieties.</b>				
These are full, bushy specimens.				
<b>Catawbiense Boursalt.</b> Rosy-lilac.				
<b>English Roseum.</b> Rose. Grows heavier. Add 5%.				
<b>Parson's Gloriosum.</b> Pink (Amaranth Rose).				
<b>Roseum Elegans.</b> Lilac Pink.				
15 to 18 in. (10" Ball).....	5.75	5.25	4.75	
1½ to 2 ft. (11" Ball).....	7.00	6.30	5.75	
2 to 2½ ft. (12" Ball).....	8.25			
<b>hybrid catawbiense grandiflorum.</b>				
Cobalt-violet; strong, full grower with excellent foliage.				
15 to 18 in. (10" Ball).....	4.90	4.40	4.00	
1½ to 2 ft. (11" Ball).....	6.35	5.75	5.25	
2 to 2½ ft. (12" Ball).....	7.70	7.00		
<b>hybrid Cunningham's White</b>				
Dwarf, dense, early white. Very choice.				
12 to 15 in. (10" Ball).....	5.75	5.25		
15 to 18 in. (11" Ball).....	6.90	6.30		
<b>hybrids. Red varieties.</b>				
<b>Dr. H. C. Dresselhuys.</b> Crimson-red.*				
<b>Edward S. Rand.</b> Clear red.				
<b>van Weerden Poelman.</b> Crimson-red.				
15 to 18 in. (10" Ball).....	6.30	5.75	5.25	
1½ to 2 ft. (11" Ball).....	7.60	6.90	6.25	
2 to 2½ ft. (12" Ball)*only.....	9.00	8.25		
<b>maximum —</b>				
Light rose-pink flowers in summer. Excellent, large foliage.				
2 to 3 ft. (13" Ball).....	5.50	5.00		
3 to 4 ft. (14" Ball).....	7.50	6.75		
<b>VINCA minor</b>				
Dense evergreen ground cover for sun and shade.				
Strong nursery grown.....		.25	.19	.18
Collected, strong.....		.20	.14	.12
(300 or more, \$0.10 each)				
<b>m. Bowles Variety</b>				
Tends to grow more in clumps; vigorous; dark green textured leaves. Flowers large, light blue.				
Strong nursery grown.....		.25	.21	.20
(300 or more, \$0.18 each)				

### WHY BETTER SHRUBS ?

Because Cole's shrubs are "normal grown" under Lake Erie climatic conditions. They aren't forced by big doses of fertilizer, consequently have full tops with body and substance, plenty of spreading, fibrous roots. Long, cool fall seasons mean they are properly ripened for your transplanting success.



## CROSS-REFERENCE INDEX

- A—
- Abelia ..... 43  
 Acanthopanax ..... 17  
 Ailanthus ..... 3  
 Almond, Flowering ..... 27  
 Althea ..... 24  
 Amelanchier ..... 3, 17  
 Ampelopsis ..... 34  
 Aralia ..... 4  
 Arborvitae ..... 41  
 Aronia ..... 17  
 Ash ..... 6  
 Azalea ..... 17
- B—
- Barberry ..... 18  
 Bayberry ..... 26  
 Beauty Bush ..... 25  
 Bigonia ..... 35  
 Birch ..... 4  
 Bittersweet ..... 34  
 Broadleaf Evergreens ..... 43-46  
 Blueberry ..... 31  
 Broom ..... 21  
 Buckeye ..... 3  
 Buckthorn ..... 27, 28  
 Butterfly Bush ..... 18
- C—
- Calycanthus ..... 18  
 Carpinus ..... 4  
 Caryopteris ..... 18  
 Cedars ..... 36  
 Celastrus ..... 34  
 Cercidiphyllum ..... 4  
 Cherry, Flowering ..... 14  
 Chionanthus ..... 19  
 Chokeberry ..... 17  
 Coralberry ..... 30  
 Cork Tree ..... 13  
 Cornus ..... 5, 19  
 Cotoneaster ..... 20, 21  
 Crab, Flowering ..... 11-13  
 Cydonia ..... 19  
 Cypress ..... 36  
 Cytisus ..... 21
- D—
- Daphne ..... 43  
 Dawn Redwood ..... 13  
 Deutzia ..... 21, 22  
 Diervilla ..... 22  
 Dogwood, Shrub ..... 19, 20  
 Dogwood, Tree ..... 5
- E—
- Elaeagnus ..... 22  
 Elm ..... 16  
 Euonymus, Evergreen ..... 43  
 Euonymus, Shrub ..... 22  
 Evergreens ..... 36-46
- F—
- Filbert ..... 20  
 Forsythia ..... 23  
 Flowering Crab ..... 11-13
- G—
- Ginkgo ..... 6  
 Goldenrain Tree ..... 11  
 Goldenchain ..... 11
- H—
- Hackberry ..... 4  
 Hawthorn ..... 5  
 Hemlock ..... 42  
 Holly ..... 44, 45  
 Honeylocust ..... 7-10  
 Honeysuckle, Bush ..... 22, 26  
 Honeysuckle, Vine ..... 34  
 Hornbeam, Pyramidal ..... 4  
 Horsechestnut ..... 3  
 Hydrangea, Climbing ..... 34  
 Hydrangea, Shrub ..... 24  
 Hypericum ..... 24
- I—
- Ilex ..... 25, 44  
 Imperial Locust ..... 8  
 Ivy, Boston ..... 34  
 Ivy, English ..... 44
- J—
- Jetbead ..... 28  
 Junipers ..... 36-38
- K—
- Katsura-tree ..... 4  
 Kentucky Coffeetree ..... 7  
 Kolkwitzia ..... 25
- L—
- Leucothoe ..... 45  
 Lilaes ..... 30, 31  
 Linden ..... 16  
 Locust ..... 7-10  
 London Plane Tree ..... 13
- M—
- Magnolia ..... 11  
 Mahonia ..... 45  
 Majestic Locust ..... 10  
 Maples ..... 1-3  
 Metasequoia ..... 13  
 Mockorange ..... 26, 27  
 Mountain Ash ..... 15-16  
 Myrica ..... 26  
 Myrtle ..... 46
- N—
- Ninebark ..... 27
- O—
- Oaks ..... 15  
 Oregon Holly ..... 45
- P—
- Pachistima ..... 45  
 Pachysandra ..... 45  
 Peony, Red ..... 35  
 Photinia ..... 27  
 Pine ..... 39  
 Plum, Purpleleaf ..... 14  
 Polygonum ..... 34  
 Poplars ..... 13  
 Potentilla ..... 27  
 Privet ..... 25  
 Pussywillow ..... 29  
 Pyracantha ..... 45
- Q—
- Quince, Flowering ..... 19
- R—
- Red Bud ..... 5  
 Retinospora ..... 36  
 Rhododendron ..... 46  
 Rhodotypos ..... 28  
 Rhus ..... 20, 28  
 Rose Acacia ..... 28  
 Rose Species ..... 28, 29  
 Russian Olive ..... 22
- S—
- Shadblow ..... 3, 17  
 Shrubs ..... 17-33  
 Silver Lace Vine ..... 34  
 Skyline Locust ..... 9  
 Smoke Tree ..... 20  
 Snowberry ..... 30  
 Sourwood ..... 13  
 Spirea ..... 29  
 Sumac ..... 28  
 Summer Sweet ..... 19  
 Sunburst Locust ..... 10  
 Sweet Gum ..... 11  
 Symphoricarpos ..... 30
- T—
- Tallhedge ..... 28  
 Tamarix ..... 31  
 Taxus ..... 39, 40  
 Teucrium ..... 31  
 Thorn ..... 5  
 Thornless Honeylocust ..... 7-10  
 Trees ..... 1-16  
 Trumpet Vine ..... 35  
 Tulip Tree ..... 11
- V—
- Viburnum ..... 31-33  
 Vinca ..... 46  
 Vines ..... 34, 35
- W—
- Weigela ..... 33  
 White Fringe ..... 19  
 Willow, Shrub ..... 29  
 Willow, Trees ..... 15  
 Wintercreeper ..... 43  
 Witch-hazel ..... 24

**NOTES**

# BALLING SCHEDULE

In this catalog, where ball sizes are shown, viz., (15" Ball), etc., the price includes a definitely superior job of balling, burlapping and securely rope-tying roots. Sizes and weights are listed for your guidance in estimating shipping weights, and are only approximate; varieties and soil conditions cause them to vary.

Where customer requires balls on shrubs, trees and plants not catalogued as above, the following charges will be added to the listed price of the plant:

## SHRUBS — FLOWERING TREES

Ball size	wt. lbs.		1 each	2-4 each	5-19 each	20 up each
10 x 10"	32	1½ to 2'	\$ 1.10	\$ .95	\$ .85	\$ .75
11 x 10"	38	.....	1.20	1.05	.95	.85
12 x 11"	47	2 to 3'	1.35	1.20	1.05	.95
13 x 11"	58	3 to 4'	1.75	1.60	1.40	1.30
14 x 12"	80	.....	2.10	1.90	1.70	1.60
15 x 12"	90	4 to 5'	2.55	2.30	2.10	1.95
16 x 13"	110	5 to 6'	3.10	2.80	2.55	2.40
17 x 13"	130	.....	3.70	3.35	3.05	2.85
18 x 14"	160	6 to 7'	4.55	4.15	3.75	3.40
20 x 15"	210	7 to 8'	6.15	5.60	5.10	4.70
22 x 16"	270	8 to 10'	8.10	7.35	6.70	6.15

## SHADE TREES

18 x 14"	160	1 to 1¼"	4.55	4.15	3.75	3.40
20 x 15"	210	1¼ to 1½"	6.15	5.60	5.10	4.70
22 x 16"	270	1½ to 1¾"	8.10	7.35	6.70	6.15
24 x 17"	340	1¾ to 2 "	10.55	9.60	8.80	8.00
26 x 18"	450	2 to 2½"	13.25	12.00	11.00	10.15
30 x 20"	680	2½ to 3 "	18.75	17.00	15.50	14.30
33 x 22"	880	3 to 3½"	24.25	22.00	20.00	18.25
36 x 23"	1100	3½ to 4 "	30.50	27.50	25.00	22.50
40 x 25"	1500	4 to 4½"	38.00	34.50	31.50	28.50
44 x 27"	2000	4½ to 5 "	47.00	42.50	39.00	36.00
48 x 29"	2600	5 to 5½"	58.00	52.50	48.00	44.00

Prices include loading on **open** trucks or trailers at the nursery. Railroad loading on "Tree" sizes entails extra cost.

Platforms require additional labor and handling, therefore an additional cost will be added for their use. Part of this charge will be refunded on prepaid return of platforms in good conditions.

## WHOLESALE ONLY

The Cole Nursery Company is strictly a wholesale establishment, specializing in high quality woody ornamentals. To better serve persons entitled to trade prices, all retail business was discontinued some years ago.

Because of this, we have neither personnel nor facilities to handle orders, from any source, calling entirely for small quantities of stock. Each rates are published only for the accomodation of wholesale buyers needing small lots of certain items to complete their lists.

By specializing our efforts, we are able to furnish the finest quality available, at competitive prices, with service you will appreciate.

